


Team

T4 V2

www.teamcracing.net



**1:10 SCALE RADIO CONTROLLED ELECTRIC
POWERED 4WD BUGGY**

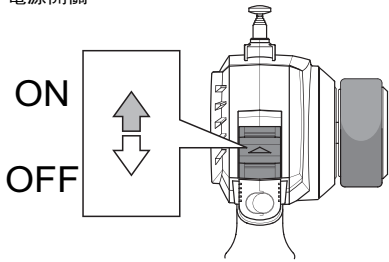
Dimensions 尺寸:

Length 長度.....	410mm
Width 寬度	250mm
Height 高度.....	140mm

Transmitter Preparation

調整遙控器

Power Switch
電源開關



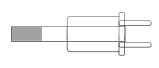
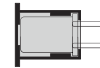
Antenna
天線

Extend the antenna to the maximum length for best performance
天線拉的越長性能越好

27MHz Transmitter Crystal (TX)
27MHz 發射機晶片 (TX)

Transmitter crystal (TX)
發射機晶片

Receiver crystal (RX)
接收機晶片



The crystal can be replaced to change frequencies.
Note: You must also change receiver crystals!
Do not use AM crystals

更換晶片可以改變頻率
注意：你也必須改變接收機晶片！

Battery Level Indicator
電池標準指示燈



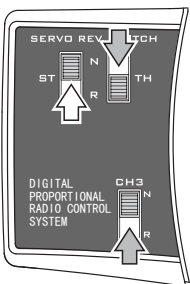
Good Batteries
標準的電池



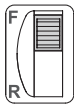
Low Batteries (Light Blinks)
低電的電池 (電燈閃爍)

Reverse Switch
反向開關

! Servo Factory Settings
! 工廠安裝 (當轉向/油門反向時調整用)



4 3ch Switch
第三動作開關

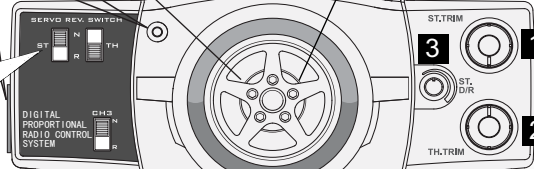


This switch is used for optional parts.
這個開關用於選擇部分

Left turn
向左旋轉

Straight (neutral)
豎直 (中立)

Right turn
向右旋轉



1 Steering Trim
方向調整



To be used for trimming the steering operation
用於調整轉向中立點

2 Throttle Trim
油門前進/後退 (剎車) 調整



To be used for trimming the throttle operation
用於調整油門中立點

3 Steering Dual Rate
轉向舵角量



To be used to adjust steering servo throw
用來調整轉向伺服

Brake
剎車

Forward
前進

Stop (Neutral)
停止位置

To be used for throttle operation
用於操作油門
Throttle Trigger
油門啟動

Transmitter Battery Installation
遙控器電池安裝

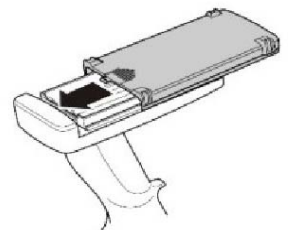
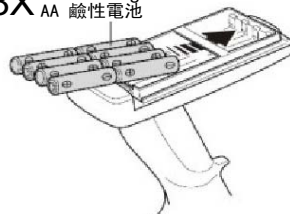
Open battery cover at the bottom of transmitter.
Install batteries. Follow the direction of batteries
designated in the inside of battery box.

在遙控器的底部打開電池蓋子，安裝電池。
跟隨電池的指示在電池盒裡面指定

Battery Cover
電池蓋



8X AA Alkaline Batteries
AA 鹼性電池

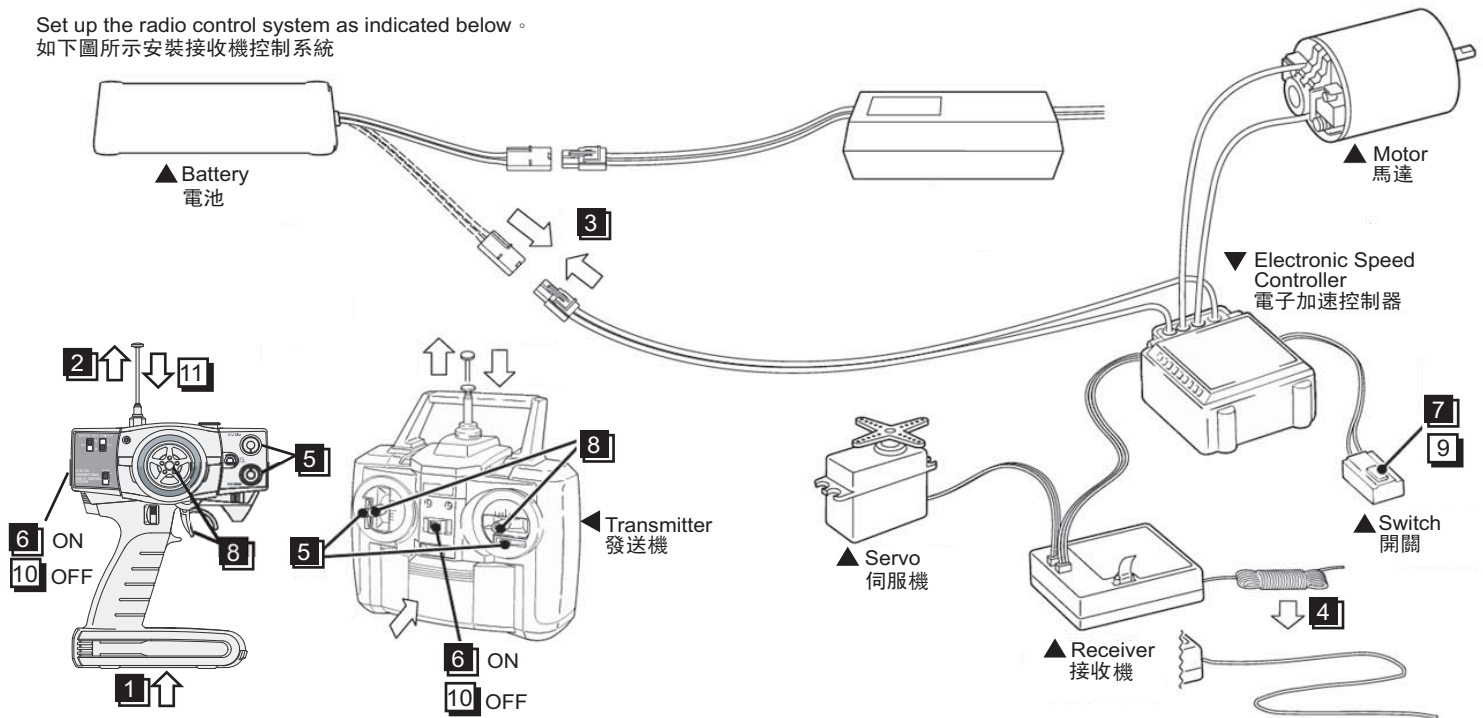


Transmitter Preparation

調整遙控器

A new Ni-MH battery must be charged before it is used. Refer to the charger instruction manual for charging.
 在使用之前，一個新電池必須先充電。詳情請參考充電器說明書。

Set up the radio control system as indicated below.
 如下圖所示安裝接收機控制系統



● Start

- 1 Install batteries.(Transmitter)
- 2 Extend the antenna.(Transmitter)
- 3 Connect the battery
- 4 Extend the antenna.(Receiver)
- 5 Center the trims.
- 6 Switch on.(Transmitter)
- 7 Switch on.(Receiver)
- 8 Make sure the servos are in command.

● Finish

- 9 Switch off.(Receiver)
- 10 Switch off.(Transmitter)
- 11 Retract the antenna(Transmitter)

● 開始

- 1 安裝電池(發送機)
- 2 拉出天線(發送機)
- 3 連接電池
- 4 拉出天線(接收機)
- 5 中心對整齊
- 6 開關(發送機)
- 7 開關(接收機)
- 8 確定控制伺服機

● 結束

- 9 關閉開關(接收機)
- 10 關閉開關(發送機)
- 11 收回天線(發送機)

Tools required

組裝需要的工具

- Needle Nose Pliers 尖嘴鉗



- Awl 錐



- Grease 潤滑油



- Screw Cement 螺絲膠水



- Instant Glue 瞬間膠水



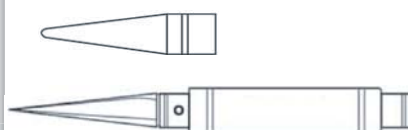
- Ball differential Grease(Clear) 差速滾珠油(清澈)



- Molybdenum Grease(Black) 鉬油(黑)



- SP KINFE EDGE REAMER 刀刃 絞刀



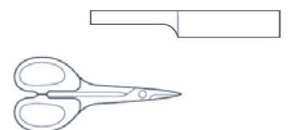
No need to pre-drill precise holes (1mm to 15mm) can be drilled

可以對預鑽的孔準確的鑽深 1mm-15mm, 不需要穿透

- Wire Cutters 鋼絲鉗



- ROUND CUTTER&SANDER 剪刀&挫刀



- Hex Wrench 六角扳手



- Hex Wrench 十字套筒

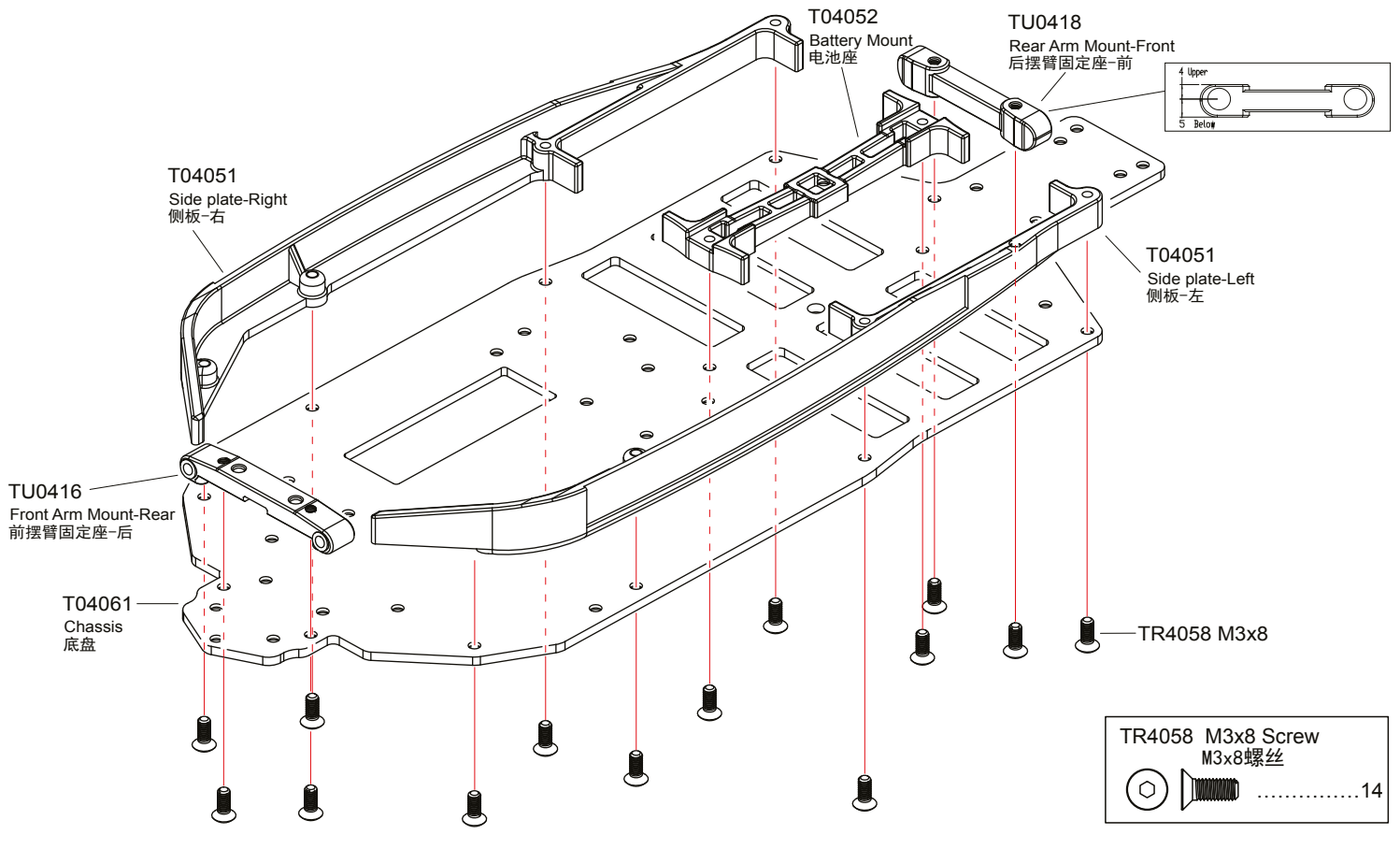


- Sharp Hobby knife 美工刀

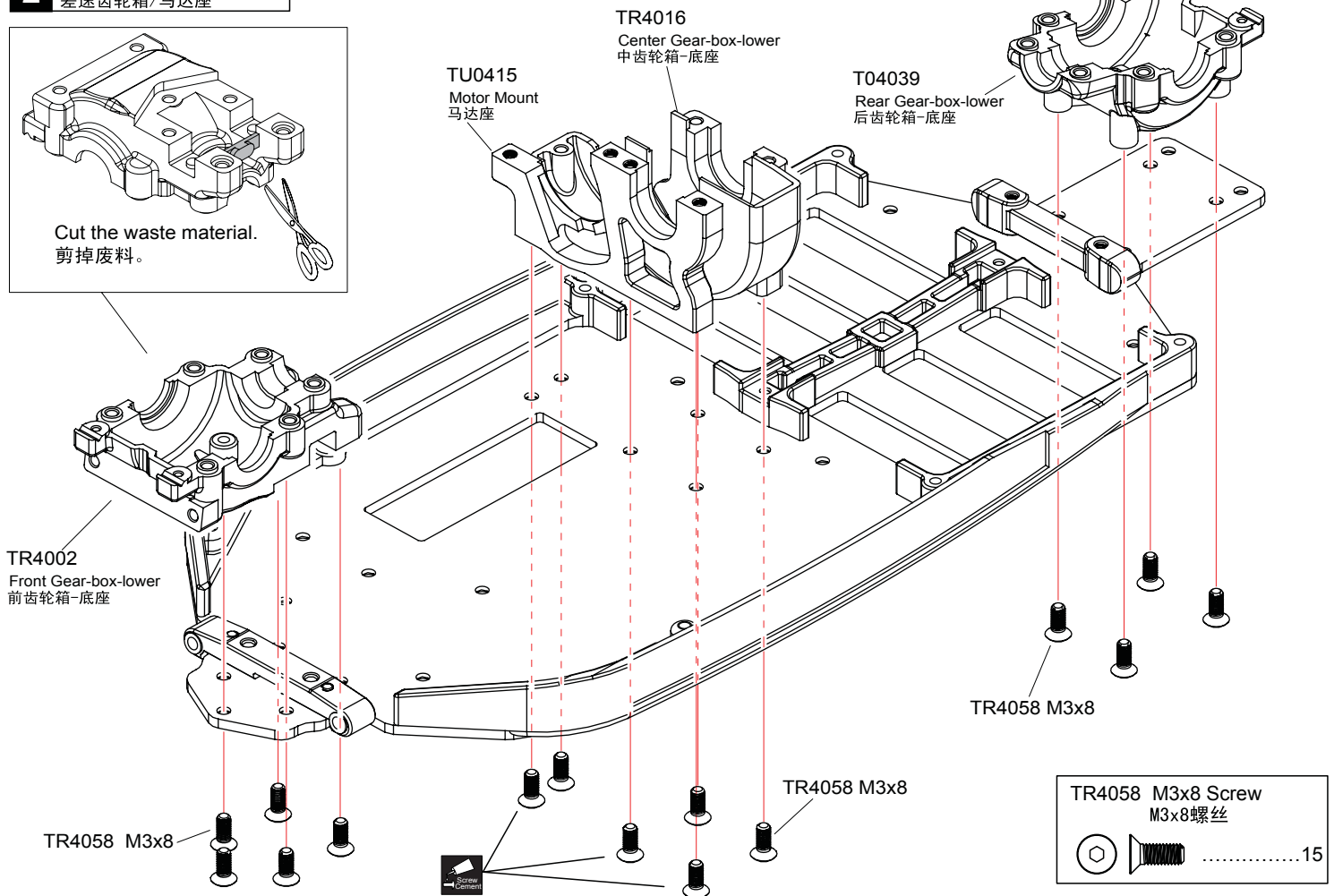
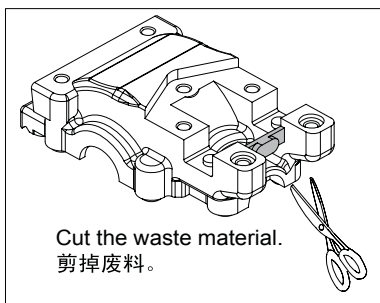


For trimming bodies!
用於修剪車殼!

1 Suspension Mount/Side plate
摆臂固定座/侧板



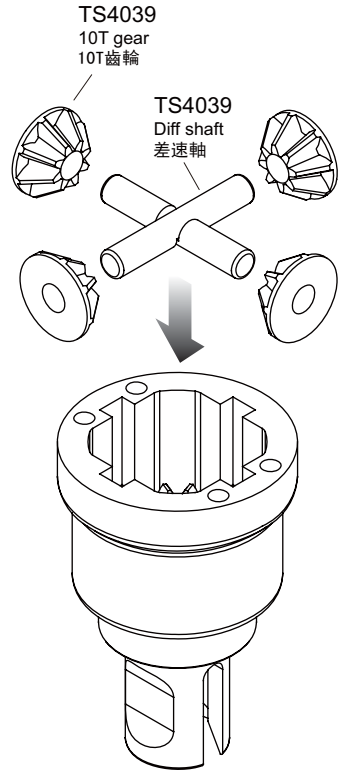
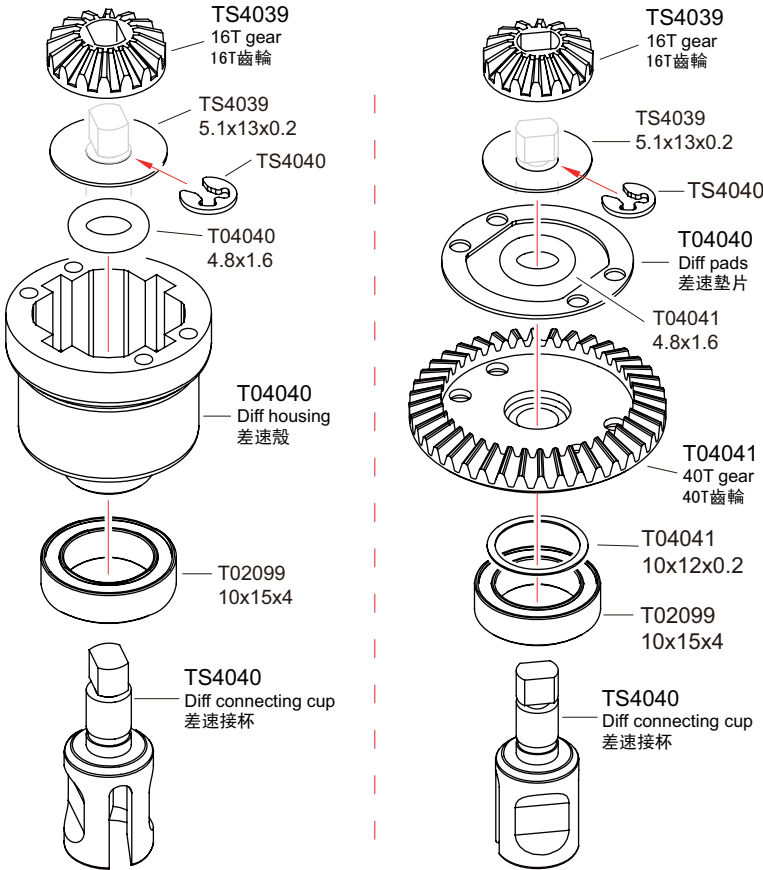
2 Diff-gear Box / Motor Mount
差速齿轮箱/马达座



Apply threadlocker(screw cement)
打螺丝胶水

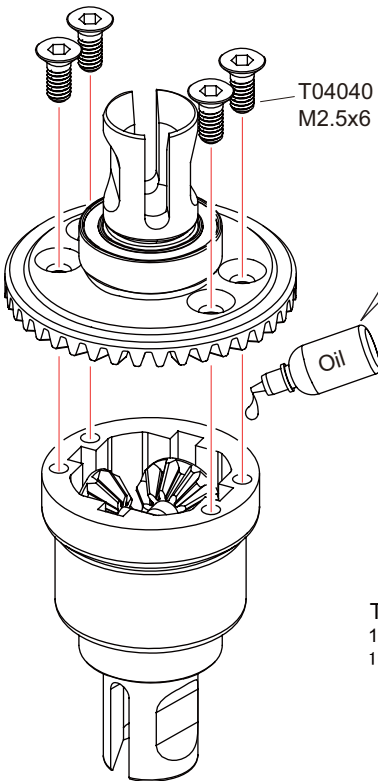
3 Diff 差速器 **x2**

- TS4040 3.0 E-ring 3.0 E扣4
- TS4039 5.1x13x0.2 Washer 5.1x13x0.2墊片4
- T04040 4.8x1.6 O-ring 4.8x1.6 O環4
- T02099 10x15x4 Ball Bearing 10x15x4軸承4
- TS4039 Diff shaft 差速軸4
- T04041 10x12x0.2 Washer 10x12x0.2墊片2



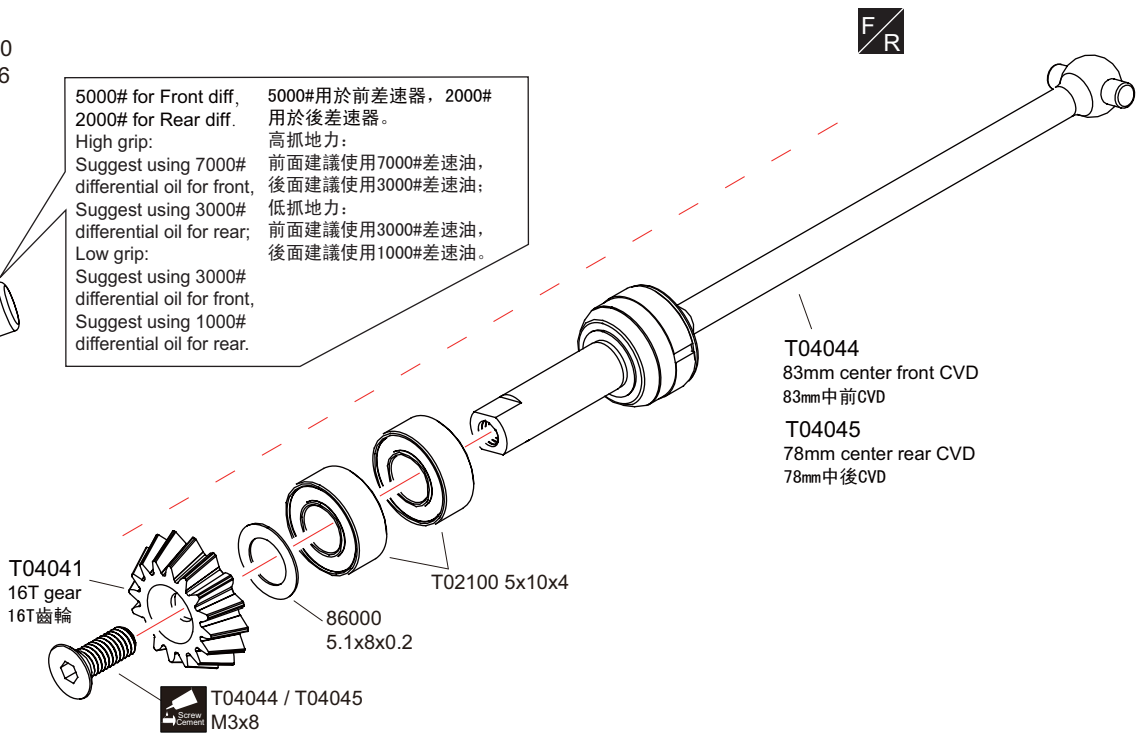
4 Diff / Mid CVD 差速器/中CVD **F/R**

- T04040 M2.5x6 Screw M2.5x6螺絲8
- T04044/T04045 M3x8 Screw M3x8螺絲2
- T02100 5x10x4 Ball Bearing 5x10x4軸承4
- 86000 5.1x8x0.2 Washer 5.1x8x0.2墊片2



5000# for Front diff, 2000# for Rear diff.
 High grip: Suggest using 7000# differential oil for front, Suggest using 3000# differential oil for rear;
 Low grip: Suggest using 3000# differential oil for front, Suggest using 1000# differential oil for rear.

5000#用於前差速器，2000#用於後差速器。
 高抓地力：前面建議使用7000#差速油，後面建議使用3000#差速油；
 低抓地力：前面建議使用3000#差速油，後面建議使用1000#差速油。

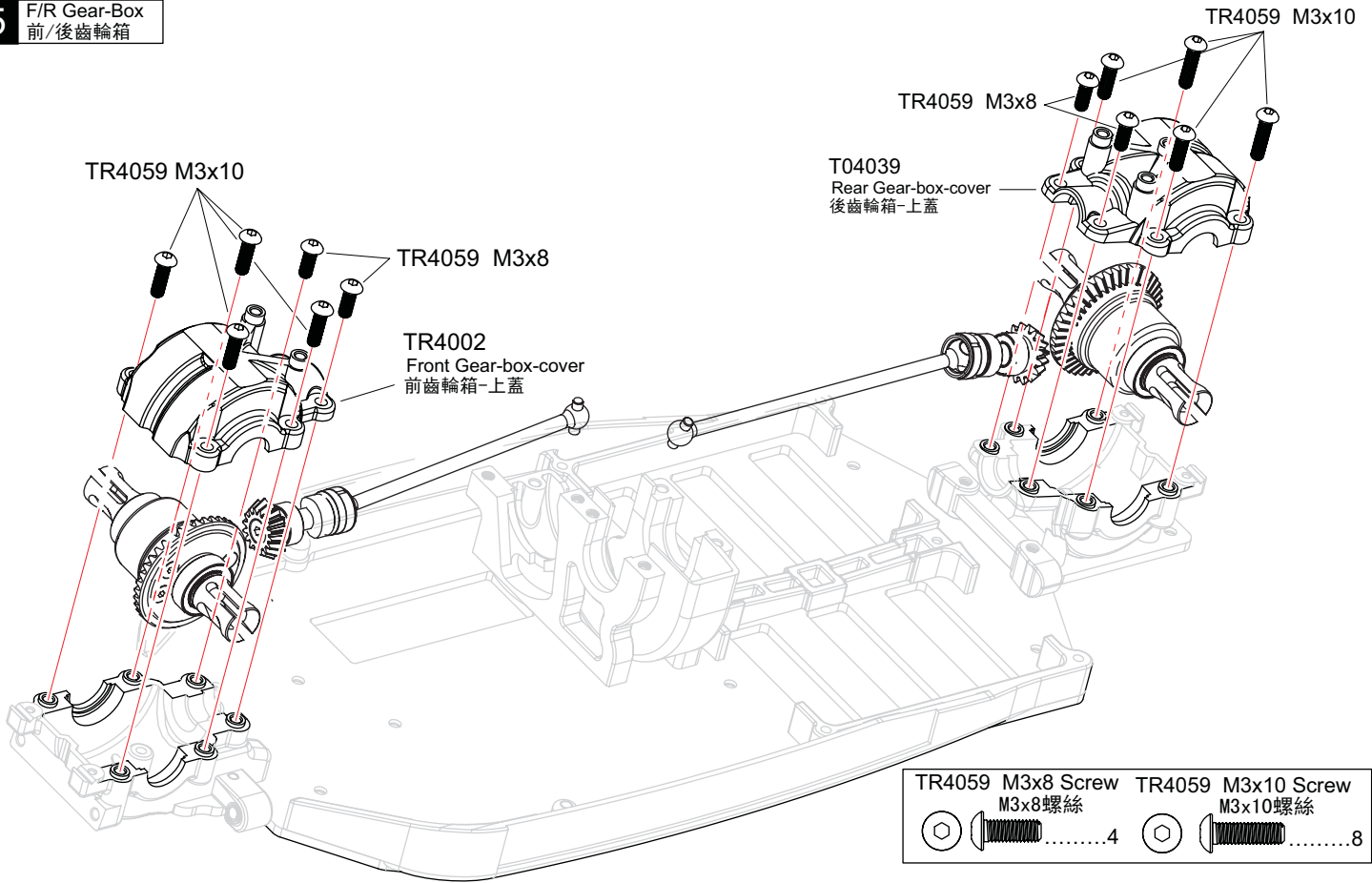


x2 Assemble as many times as specified 需組裝數量

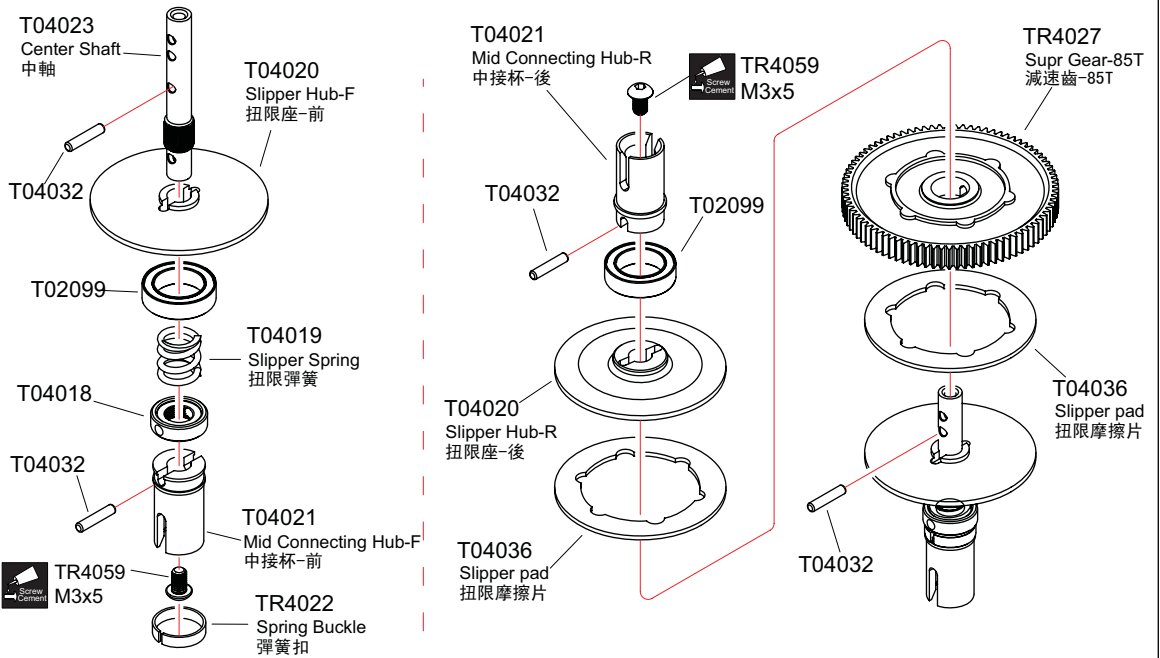
Apply threadlocker(screw cement) 打螺絲膠水

F/R Assemble front and rear sides the same way 前後裝法相同

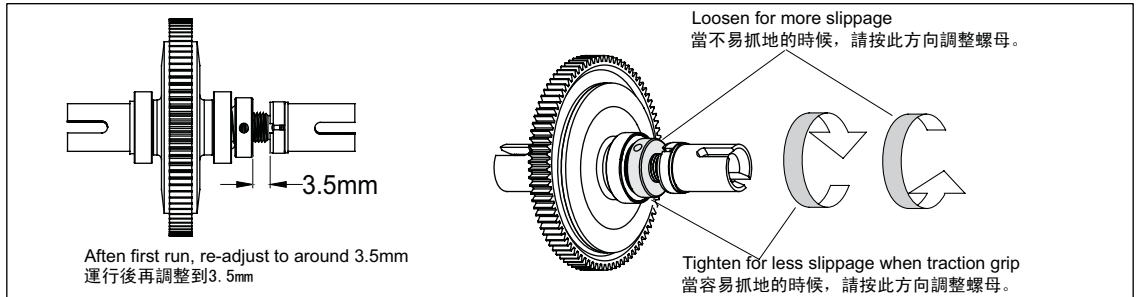
5 F/R Gear-Box
前/後齒輪箱



6 Slipper set
扭限組

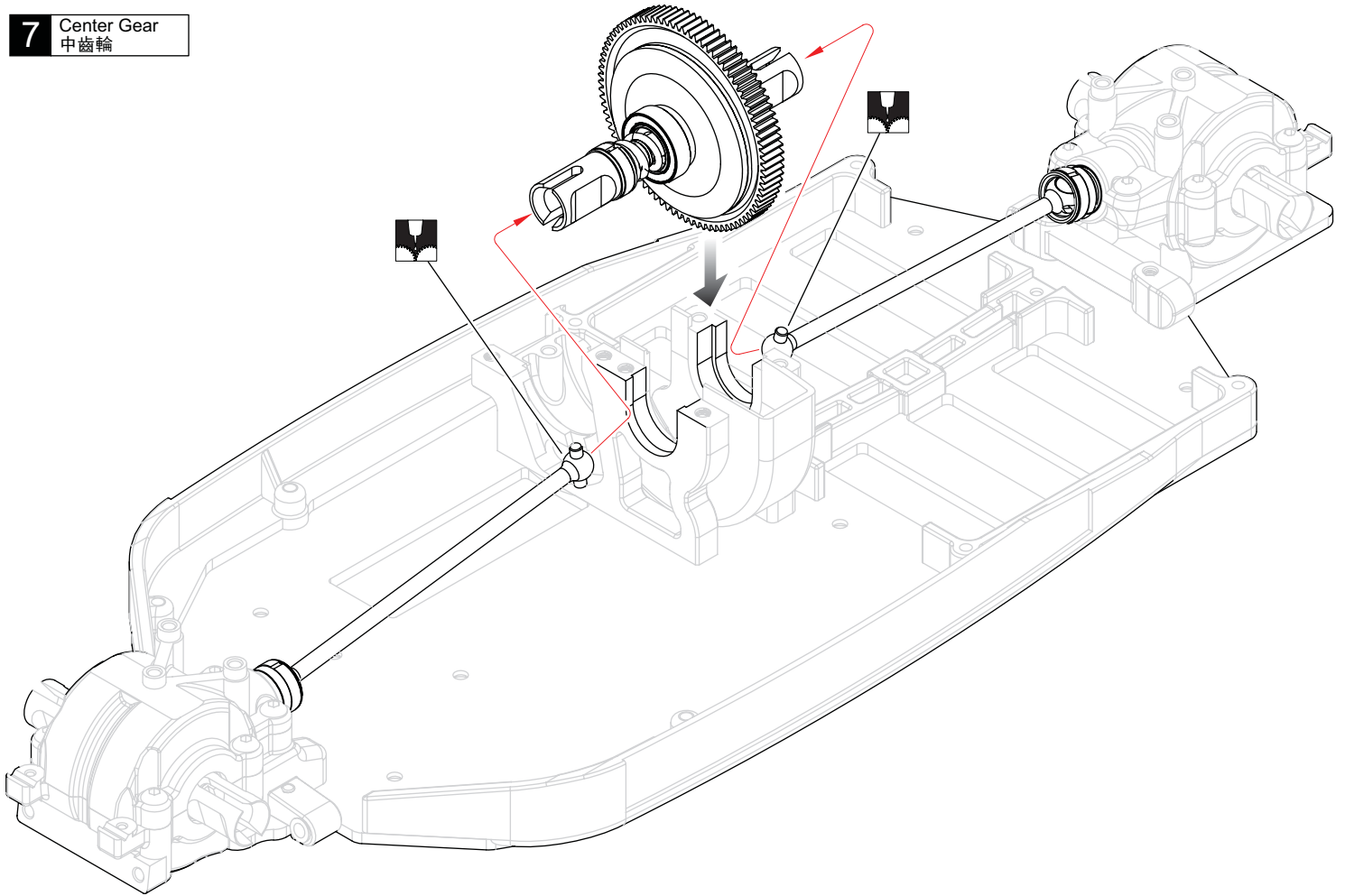


- T04032 2x9.8 Pin
2x9.8 鋼針4
- TR4059 M3x5 Screw
M3x5 螺絲2
- T04018 Slipper nut
扭限螺母1
- T02099 10x15x4 Ball Bearing
10x15x4 軸承2

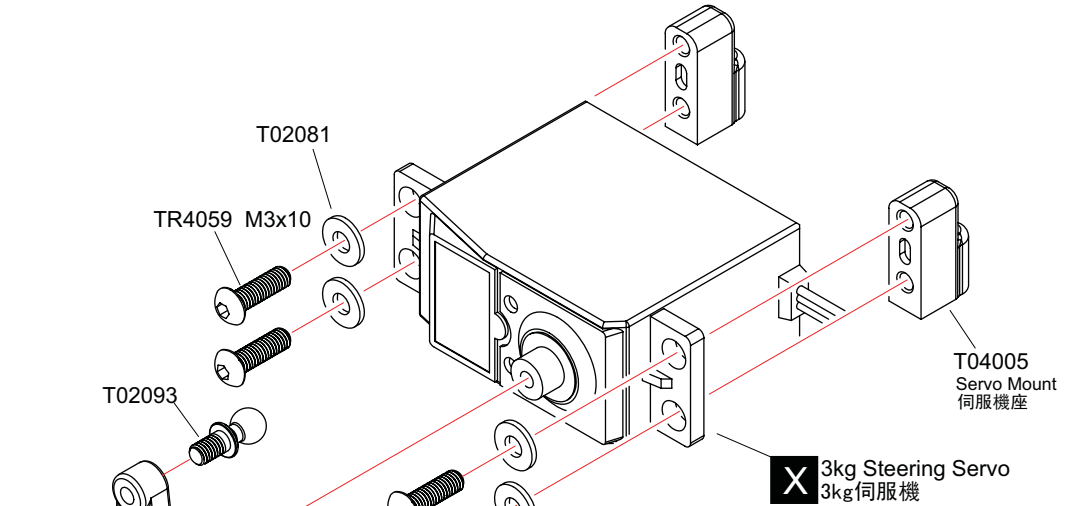


Apply threadlocker(screw cement)
打螺絲膠水

7 Center Gear
中齒輪

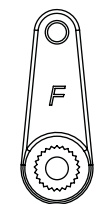


8 Steering Servo
轉向伺服系統

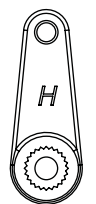


- TR4059 M2.6x8 Screw
M2. 6x8螺絲 1
- TR4059 M3x10 Screw
M3x10螺絲 4
- T02093 Ball stud-Short
球頭-短 1
- T02081 3x7x0.8 Washer
3x7x0.8墊片 4

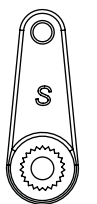
Select the servo horn matching the servo being used.
根據舵機選擇伺服臂



Futaba - 25t



Hitec - 24t

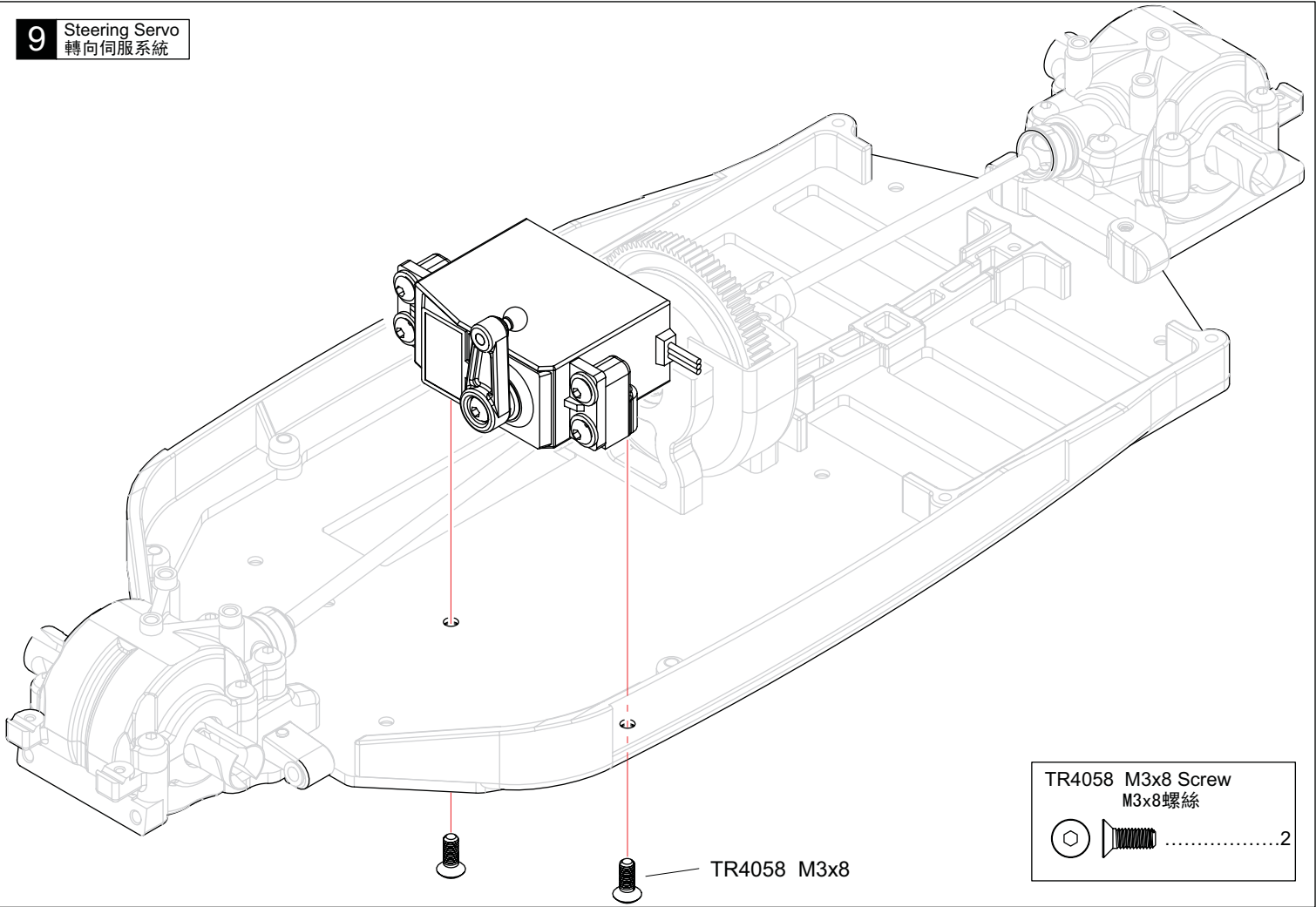


Sanwa / JR / KO - 23t

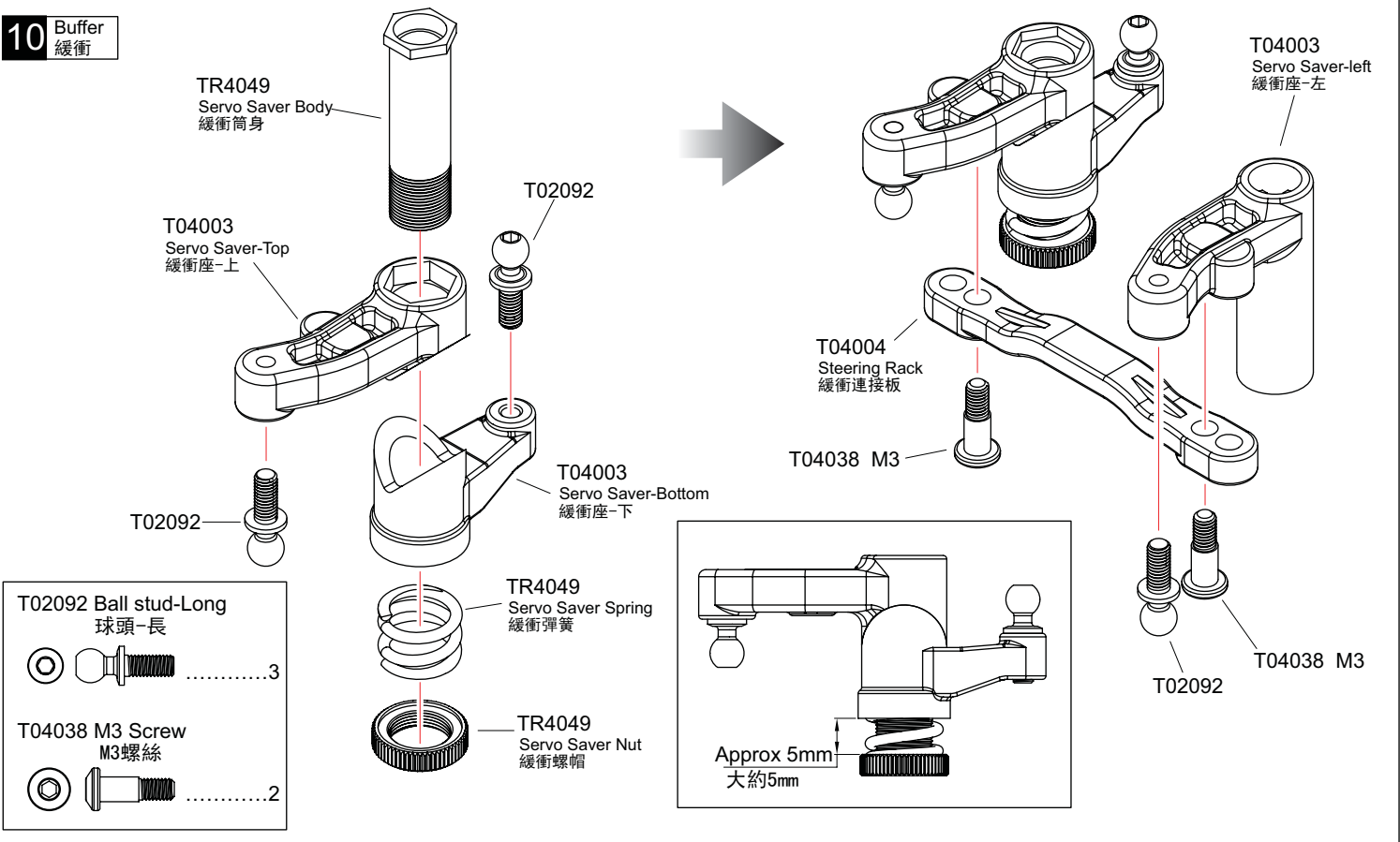
 Apply grease
塗油脂

 Must be purchased separately
需另購物品

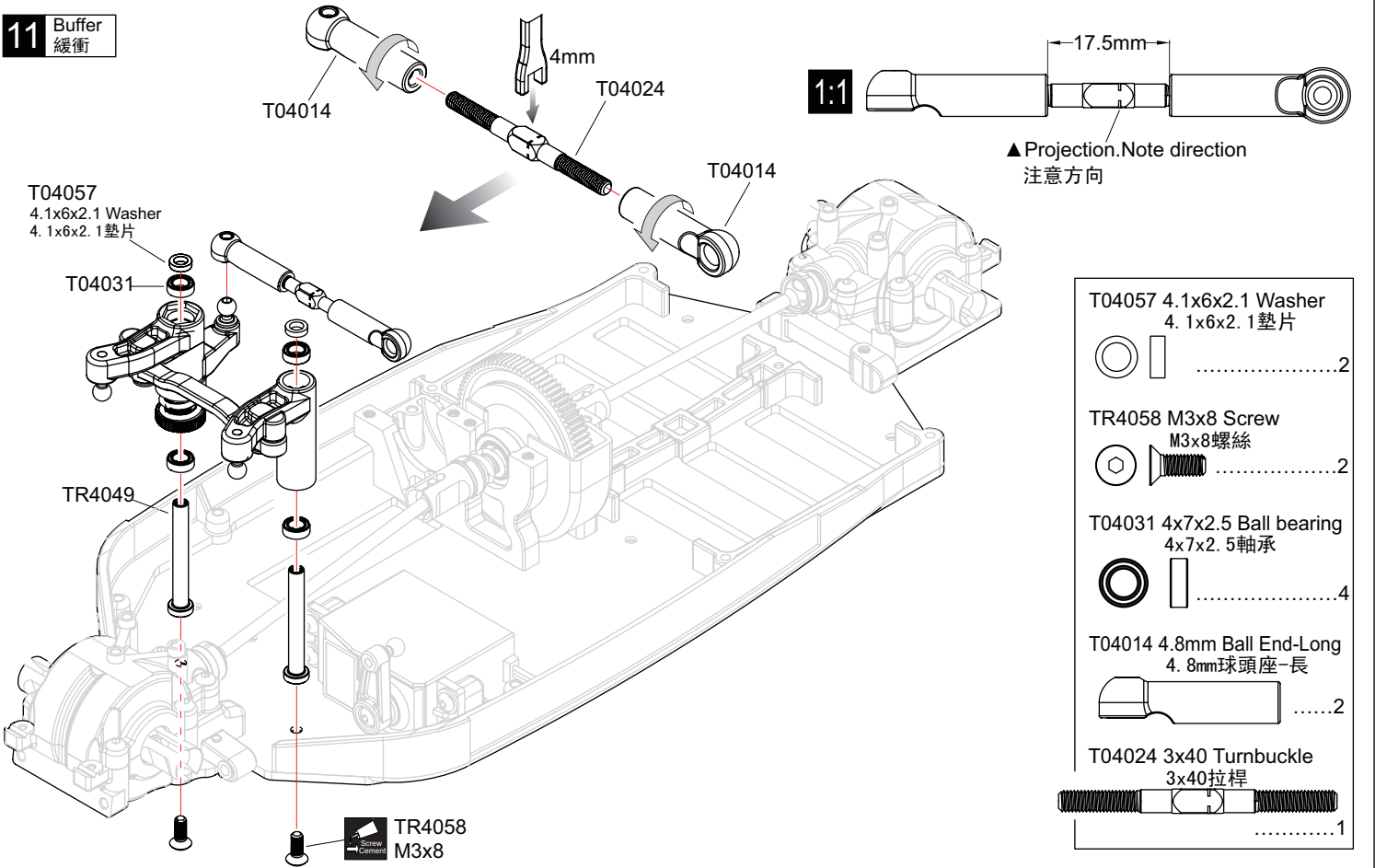
9 Steering Servo
轉向伺服系統



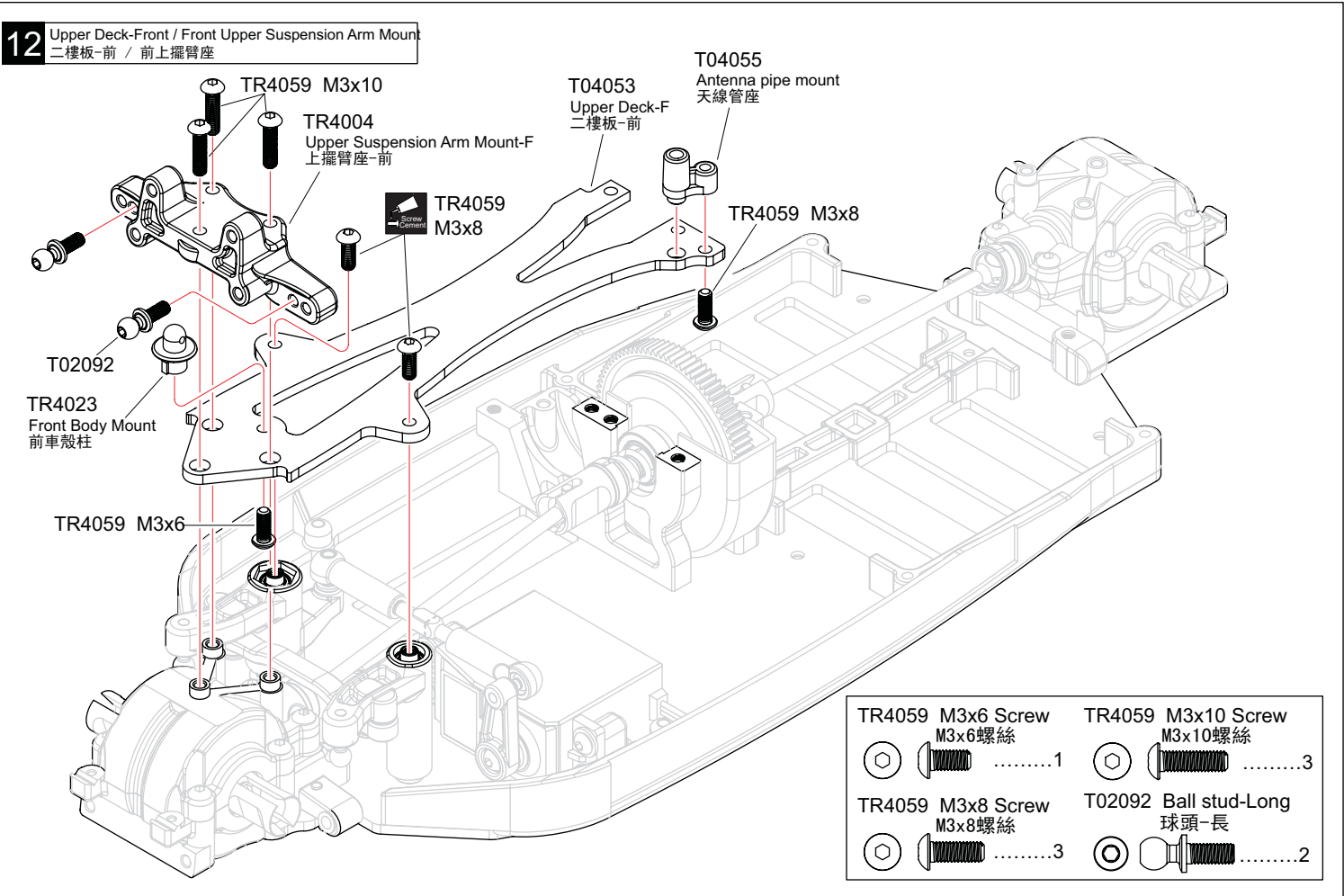
10 Buffer
緩衝



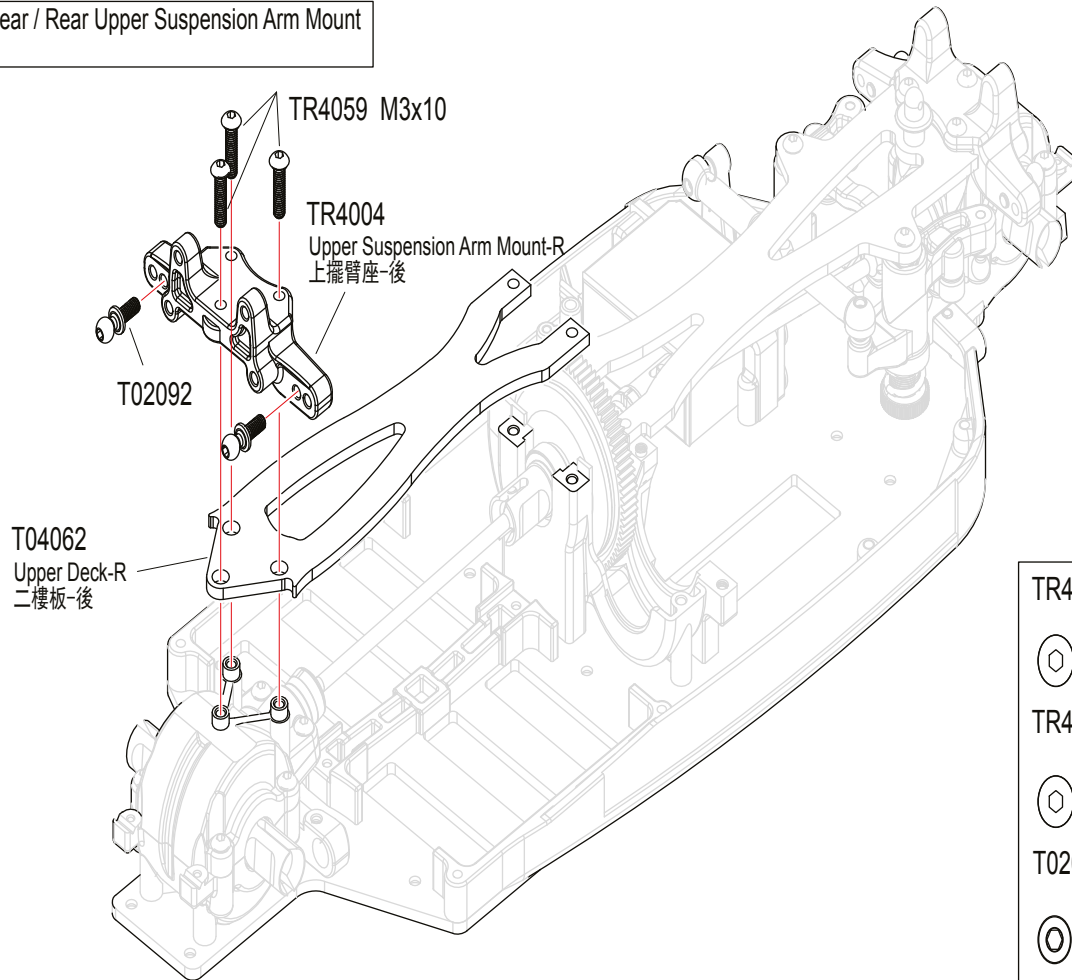
11 Buffer
緩衝



12 Upper Deck-Front / Front Upper Suspension Arm Mount
二樓板-前 / 前上擺臂座



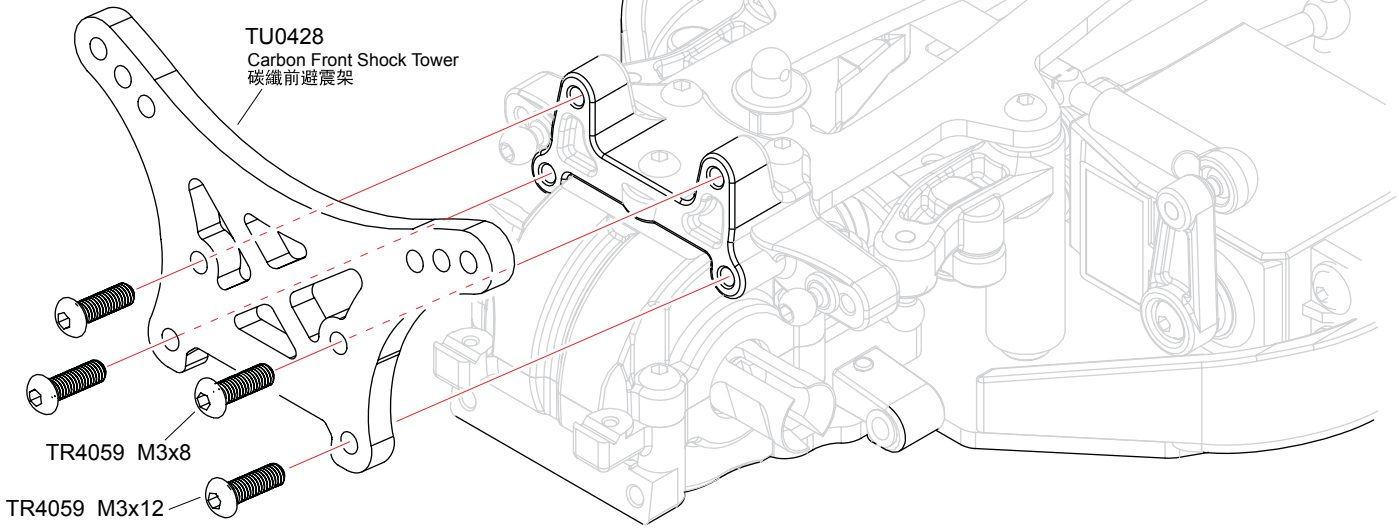
13 Upper Deck-Rear / Rear Upper Suspension Arm Mount
二樓板-後



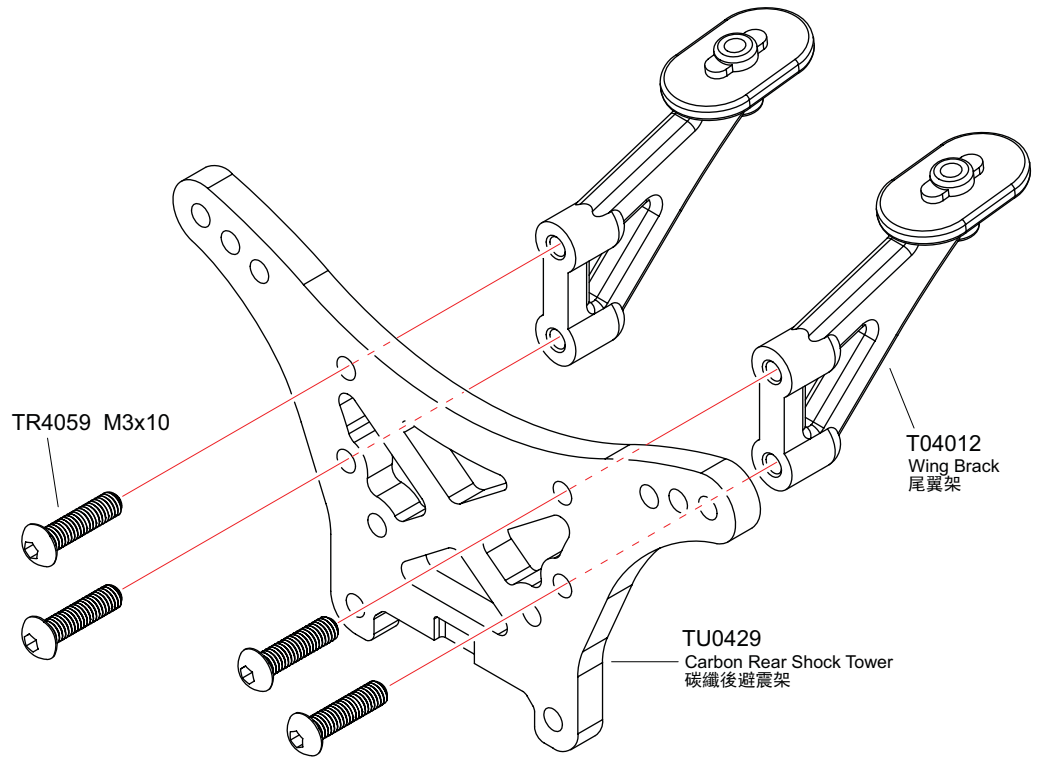
- TR4059 M3x10 Screw
M3x10螺絲
.....3
- TR4059 M3x12 Screw
M3x12螺絲
.....2
- T02092 Ball stud-Long
球頭-長
.....2

14 Front Shock Tower
前避震架

- TR4059 M3x8 Screw
M3x8螺絲
.....2
- TR4059 M3x12 Screw
M3x12螺絲
.....2



15 Rear Shock Tower
後避震架



TR4059 M3x10

T04012
Wing Brack
尾翼架

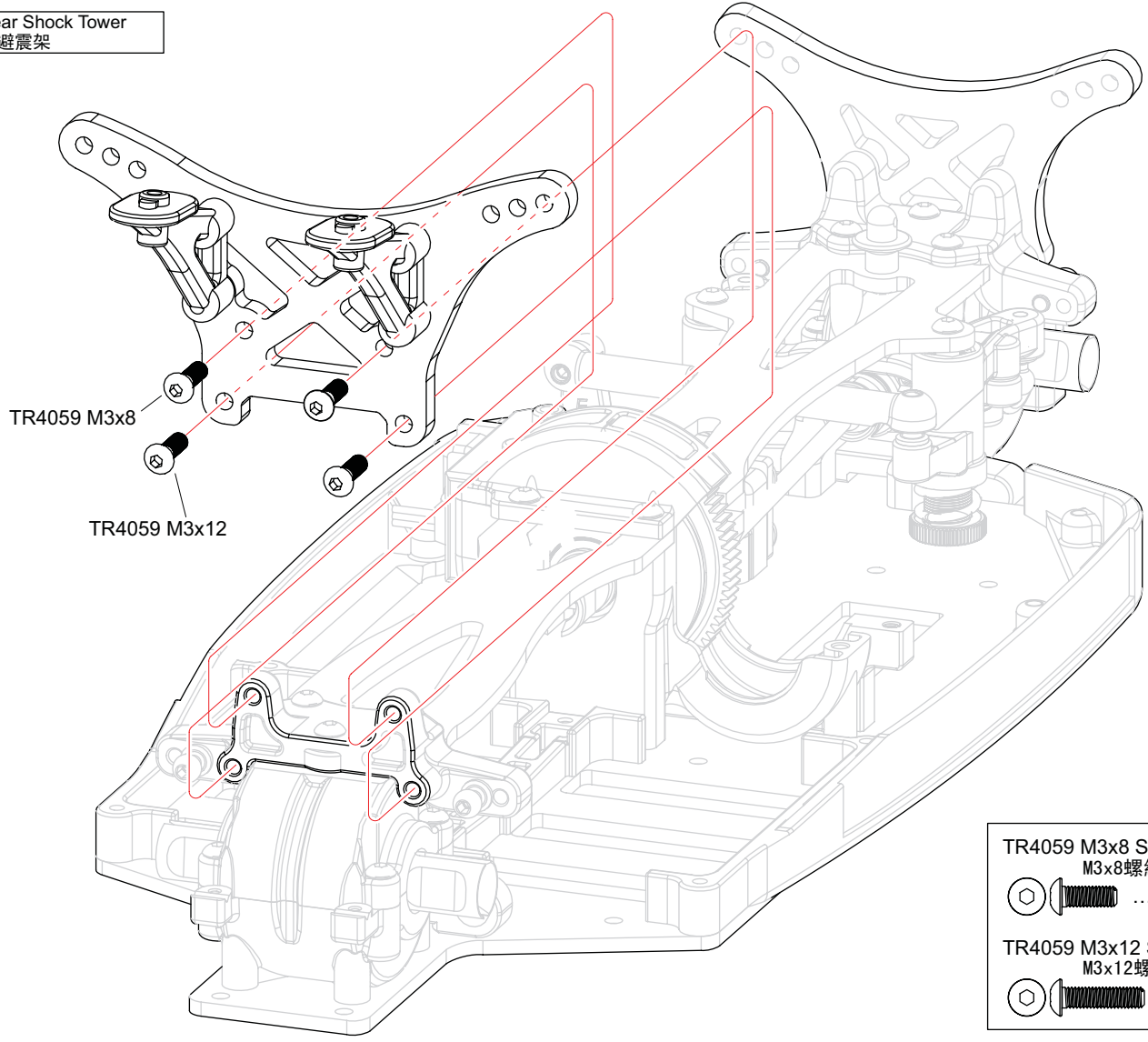
TU0429
Carbon Rear Shock Tower
碳纖維後避震架

TR4059 M3x10 Screw
M3x10螺絲



.....4


16 Rear Shock Tower
後避震架



TR4059 M3x8


TR4059 M3x12

TR4059 M3x8 Screw
M3x8螺絲



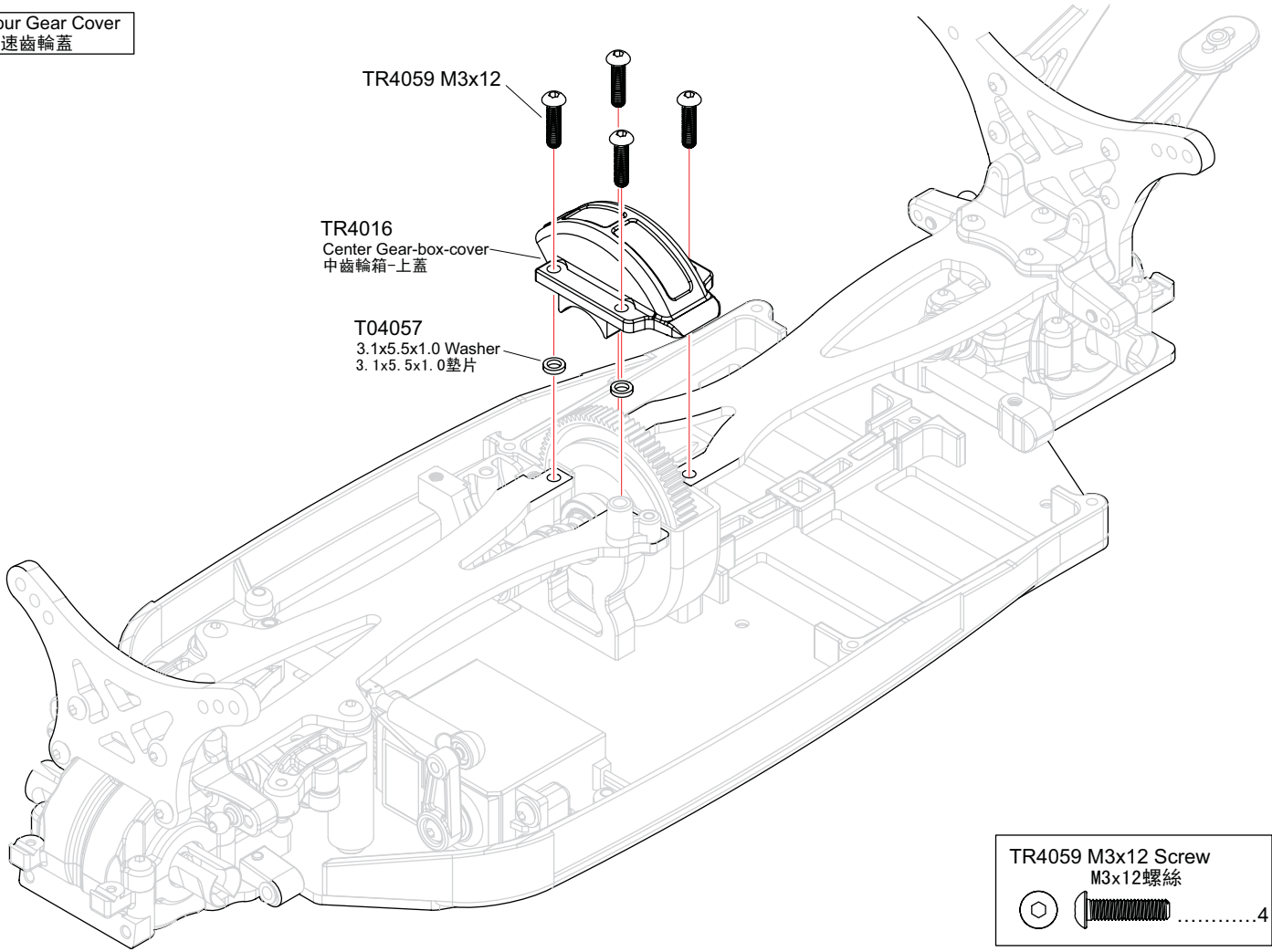
.....2

TR4059 M3x12 Screw
M3x12螺絲



.....2

17 Spur Gear Cover
減速齒輪蓋




TR4059 M3x12

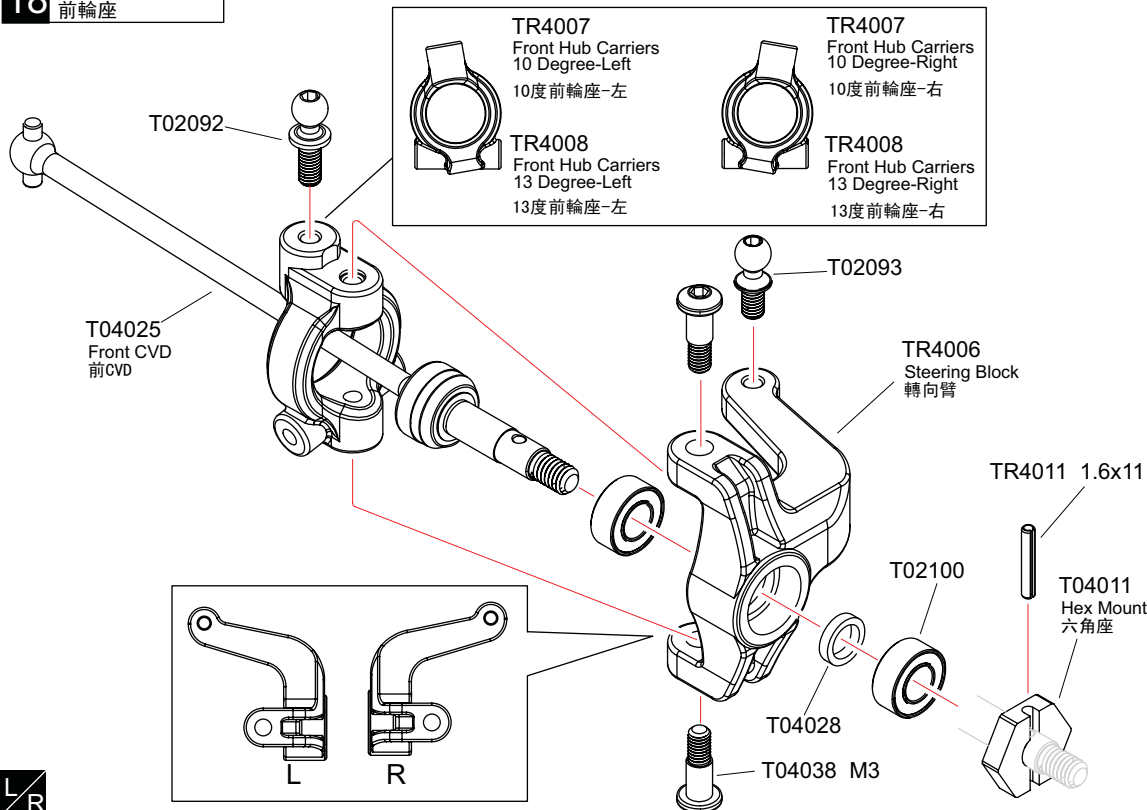
TR4016
Center Gear-box-cover
中齒輪箱-上蓋

T04057
3.1x5.5x1.0 Washer
3.1x5.5x1.0墊片

TR4059 M3x12 Screw
M3x12螺絲

4

18 Front Hub Carrier
前輪座



TR4007
Front Hub Carriers
10 Degree-Left
10度前輪座-左

TR4007
Front Hub Carriers
10 Degree-Right
10度前輪座-右


TR4008
Front Hub Carriers
13 Degree-Left
13度前輪座-左

TR4008
Front Hub Carriers
13 Degree-Right
13度前輪座-右


TR4011 1.6x11 Spring Pin
1.6x11彈簧銷

c2


T04028 Front bearing collar
前輪軸套

2


T02093 Ball stud-Short
球頭-短

2


T02092 Ball stud-Long
球頭-長

2

T04038 M3 Screw
M3螺絲

4

T02100 5x10x4 Ball Bearing
5x10x4軸承


4


L/R Assemble both Left and Right
組裝左和右

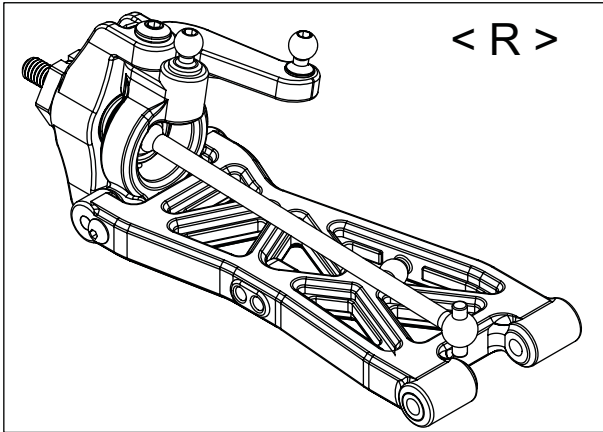

19 Front Hub Carrier
前輪座



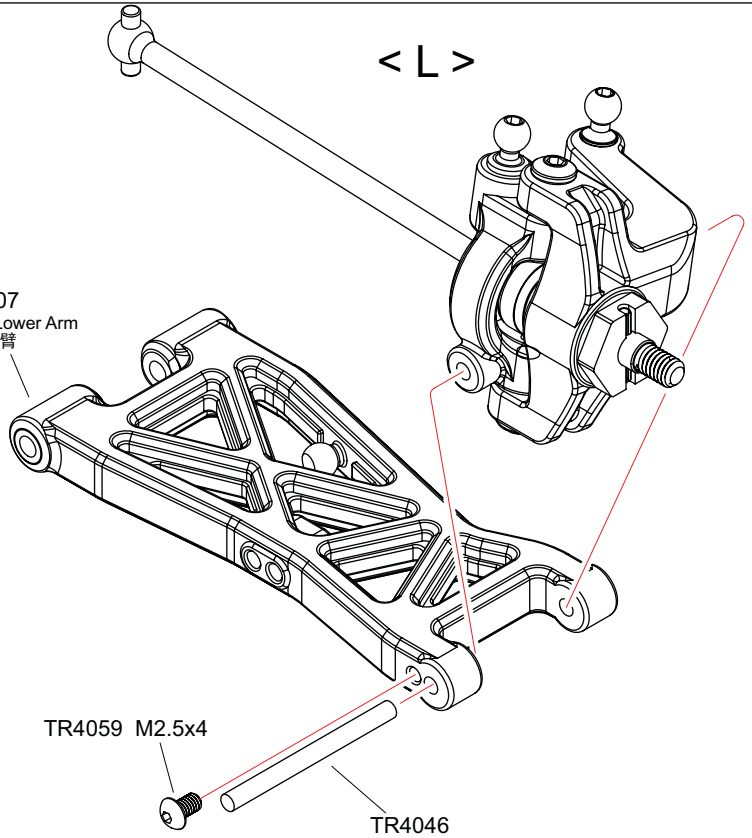
TR4059 M2.5x4 Screw
M2.5x4螺絲



TR4046 2.5x30 Arm Pin
2.5x30擺臂軸



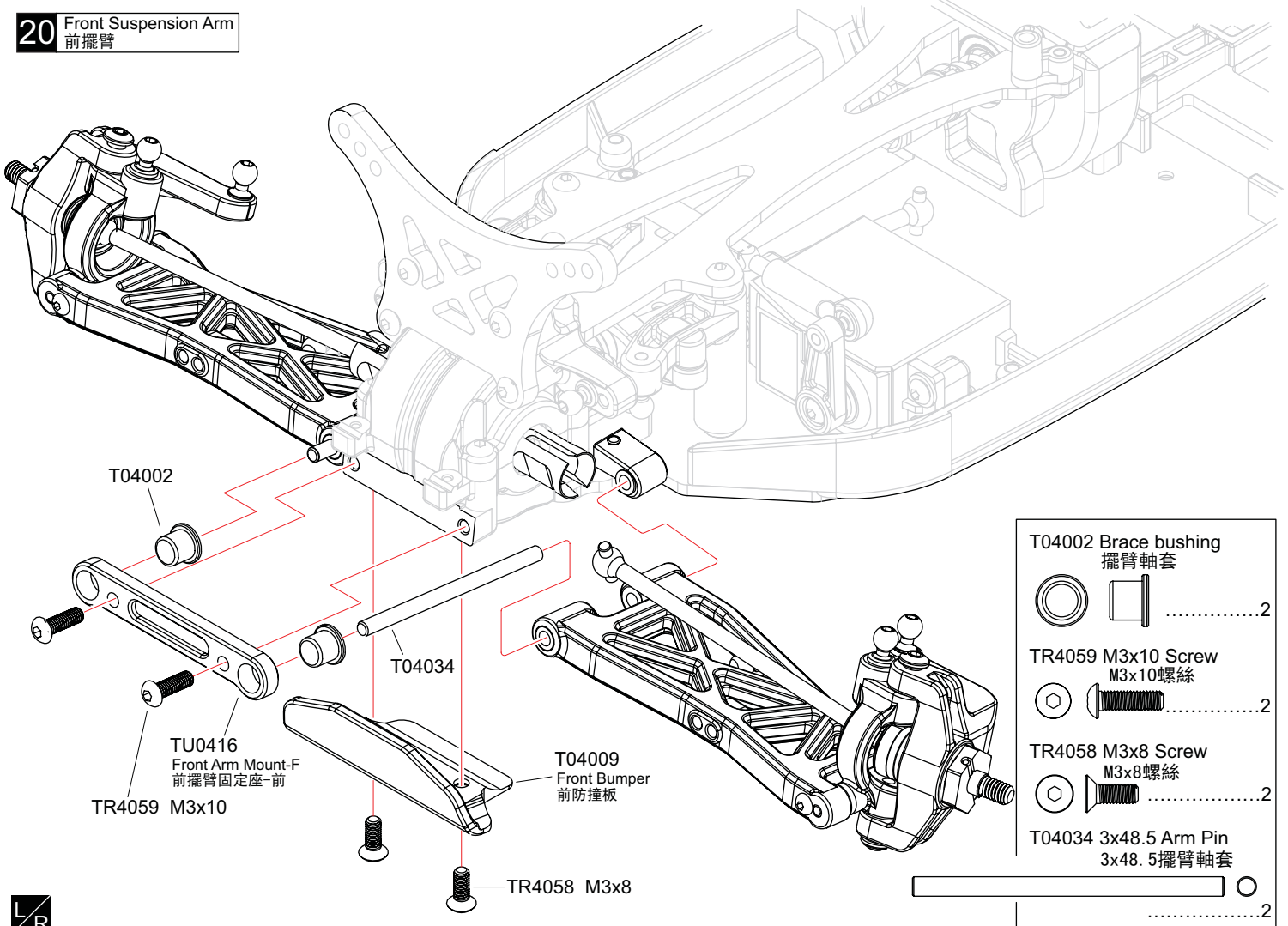
T04007
Front Lower Arm
前下擺臂



TR4059 M2.5x4

TR4046

20 Front Suspension Arm
前擺臂



T04002

T04034

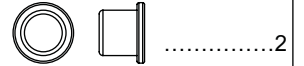
TU0416
Front Arm Mount-F
前擺臂固定座-前

TR4059 M3x10

T04009
Front Bumper
前防撞板

TR4058 M3x8


T04002 Brace bushing
擺臂軸套




TR4059 M3x10 Screw
M3x10螺絲



TR4058 M3x8 Screw
M3x8螺絲

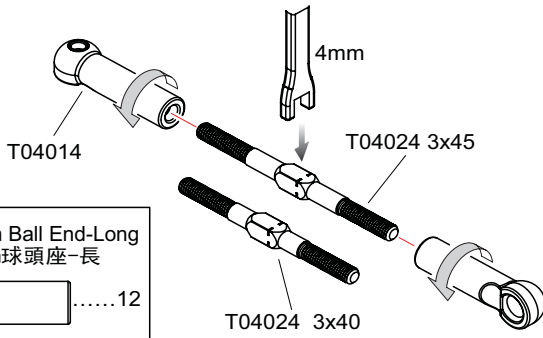


T04034 3x48.5 Arm Pin
3x48.5擺臂軸套



Assemble both Left and Right
組裝左和右

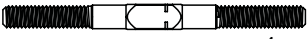
21 Turnbuckle
拉桿



T04014 4.8mm Ball End-Long
4.8mm球頭座-長

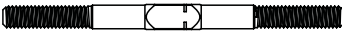
.....12

T04024 3x40 Turnbuckle
3x40拉桿

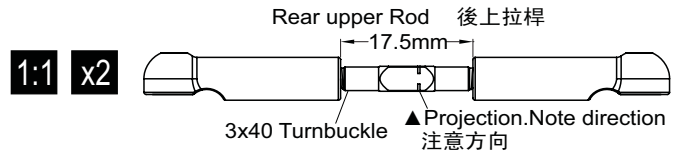
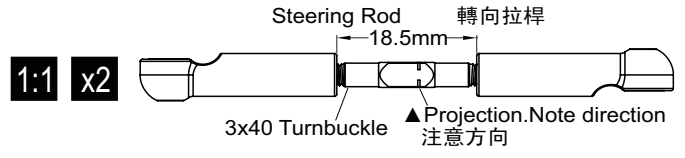
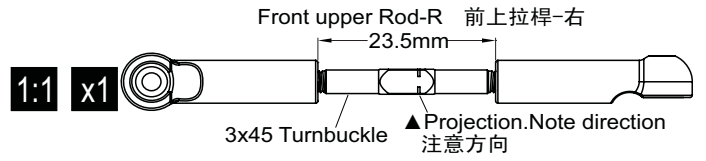
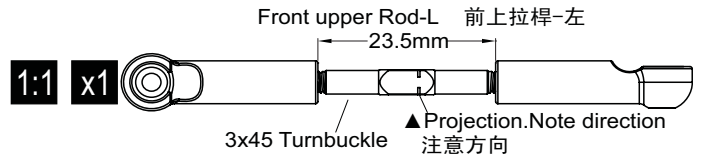


.....4

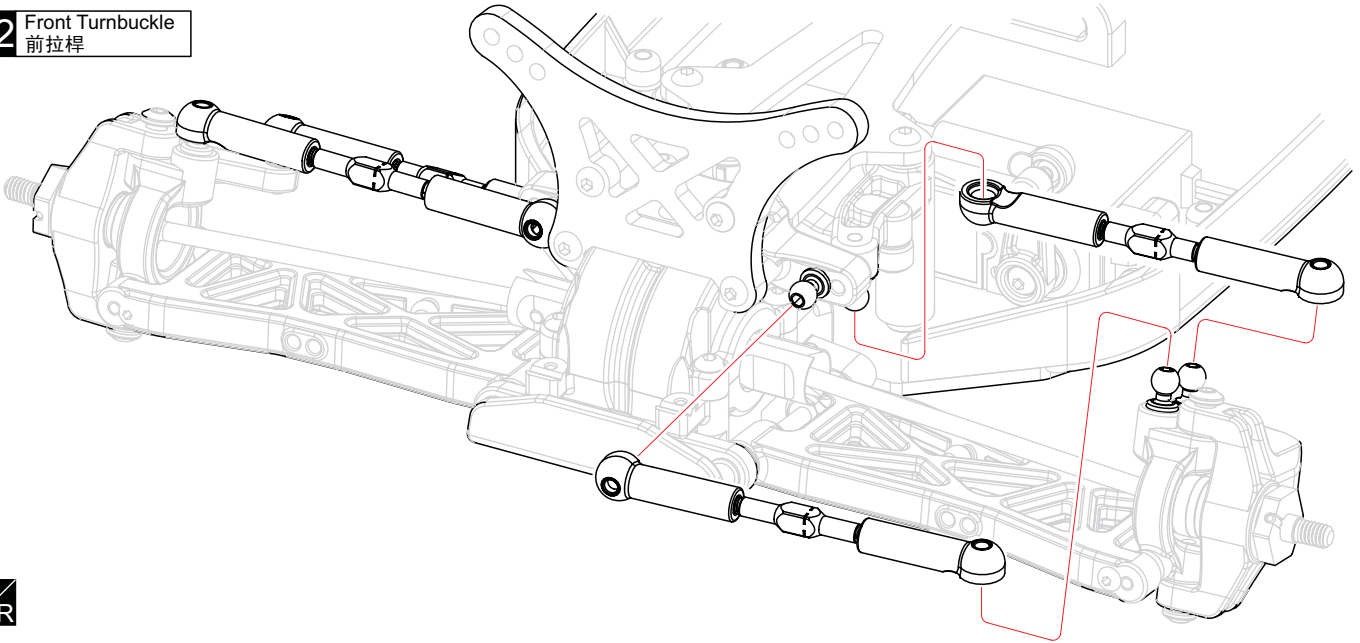
T04024 3x45 Turnbuckle
3x45拉桿



.....2



22 Front Turnbuckle
前拉桿



23 Rear Hub Carrier
後輪座



T04028 Rear bearing collar
後輪軸套

.....2

TR4011 1.6x11 Spring Pin
1.6x11彈簧銷

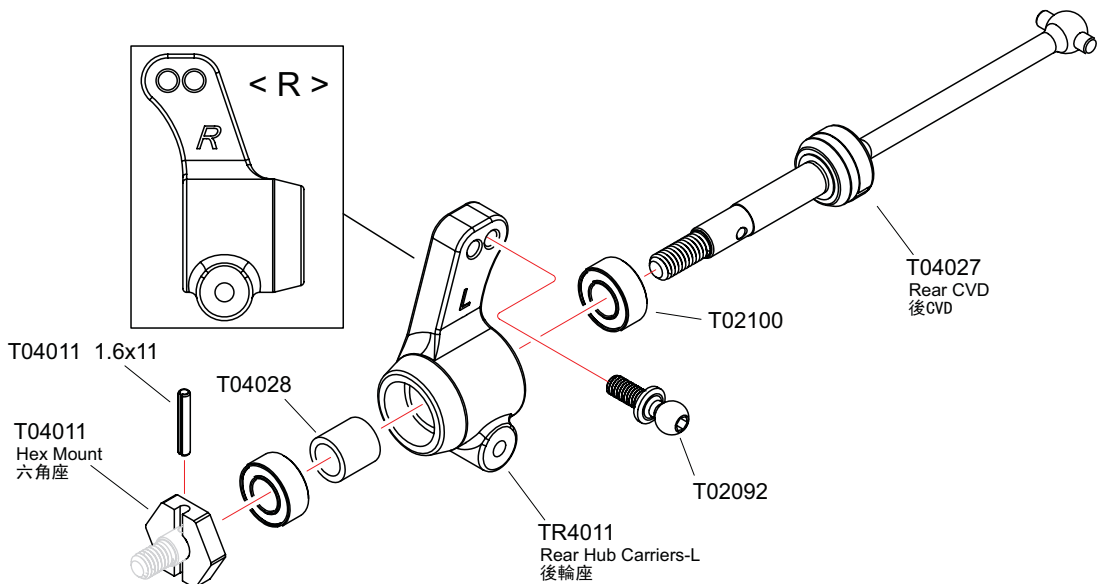
.....2

T02092 Ball stud-Long
球頭-長

.....2

T02100 5x10x4 Ball Bearing
5x10x4軸承

.....4



1:1 圖形比例

x2 需組裝數量

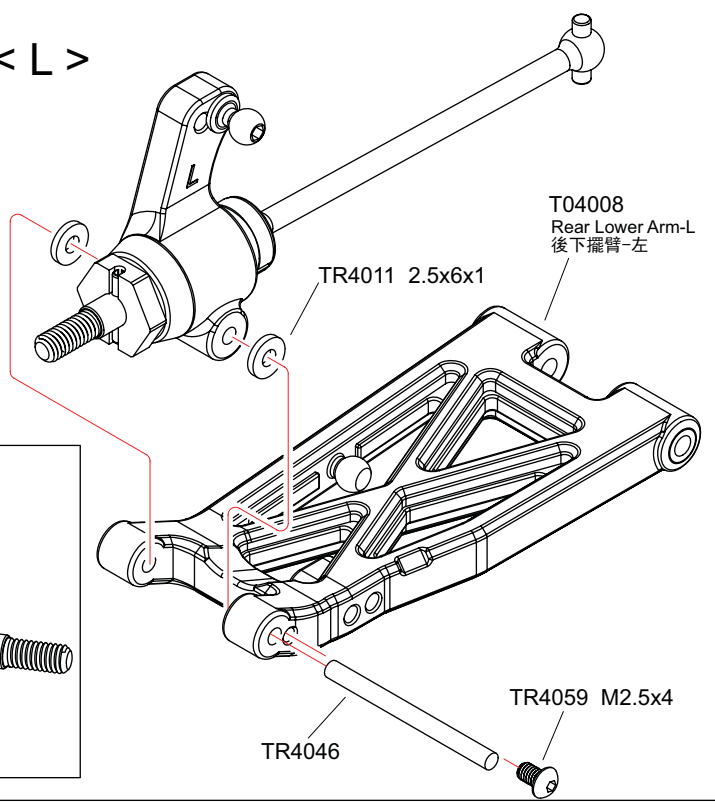
L/R 組裝左和右

24 Rear Hub Carrier
後輪座



- TR4011 2.5x6x1 Washer
2.5x6x1 墊片4
- TR4059 M2.5x4 Screw
M2.5x4 螺絲2
- TR4046 2.5x30 Arm Pin
2.5x30 擺臂軸2

< L >



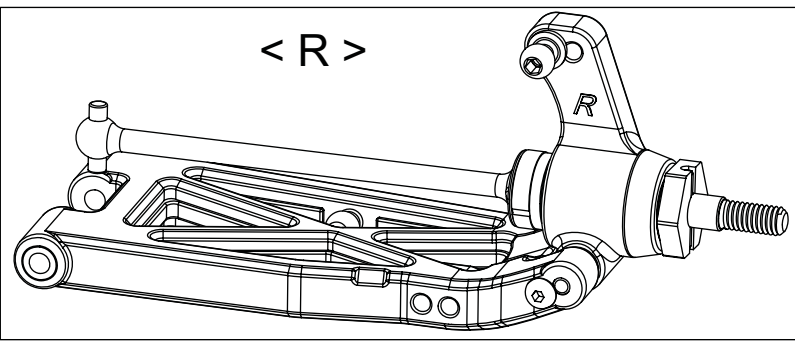
T04008
Rear Lower Arm-L
後下擺臂-左

TR4011 2.5x6x1

TR4059 M2.5x4

TR4046

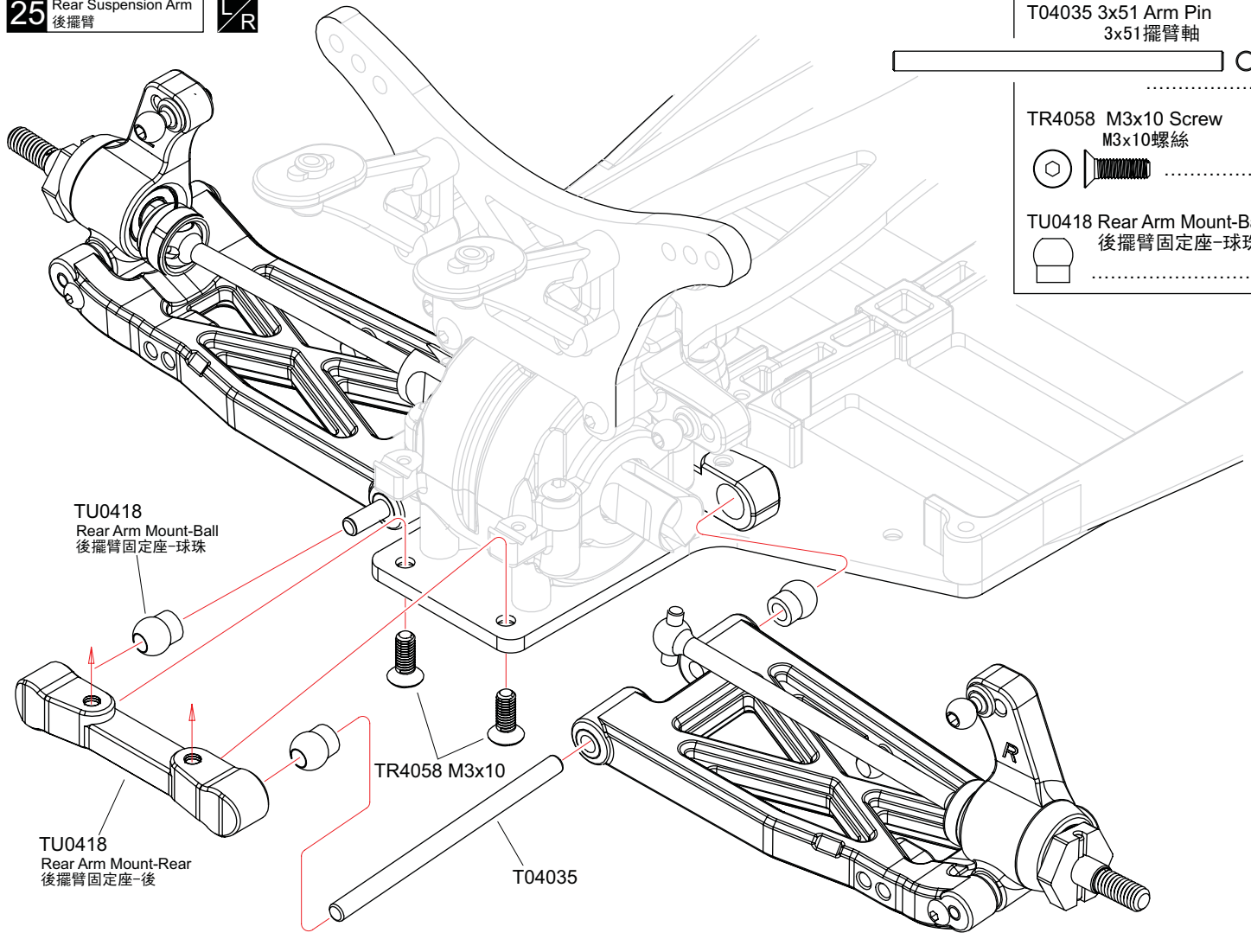
< R >



25 Rear Suspension Arm
後擺臂



- T04035 3x51 Arm Pin
3x51 擺臂軸2
- TR4058 M3x10 Screw
M3x10 螺絲2
- TU0418 Rear Arm Mount-Ball
後擺臂固定座-球珠4



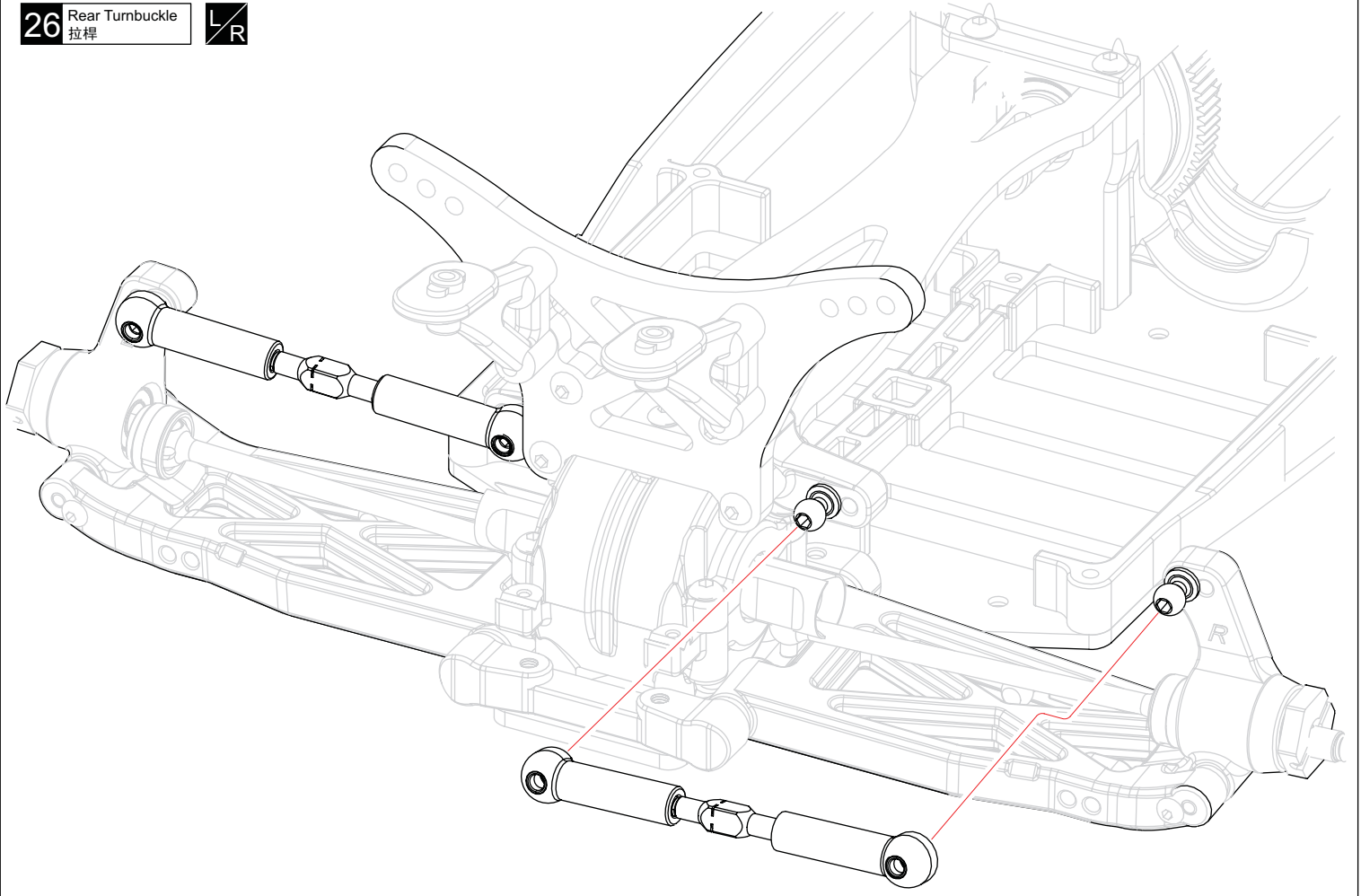
TU0418
Rear Arm Mount-Ball
後擺臂固定座-球珠

TR4058 M3x10

T04035

TU0418
Rear Arm Mount-Rear
後擺臂固定座-後

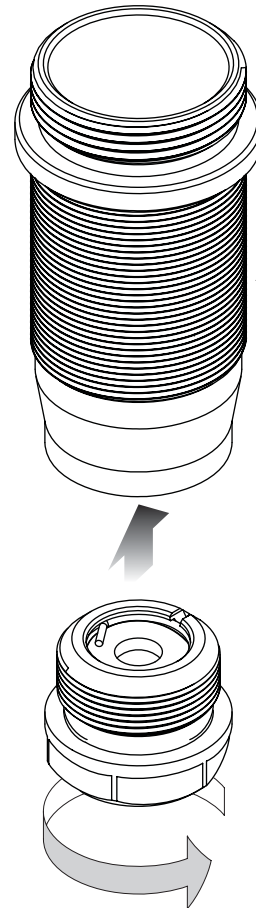
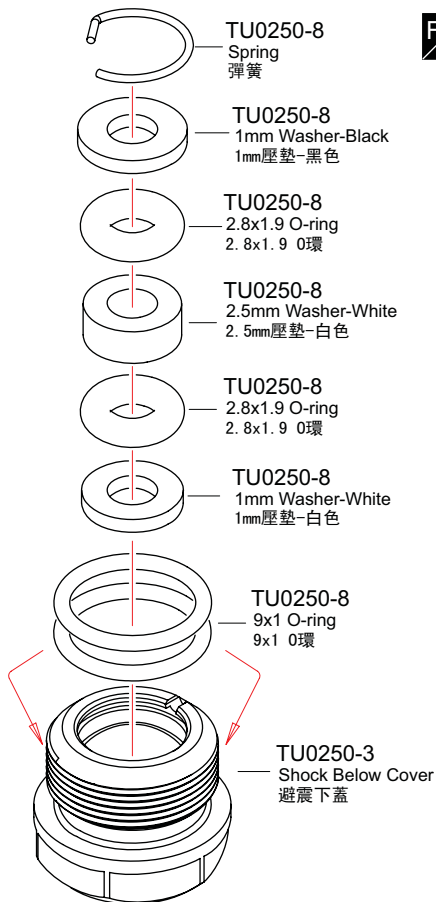
26 Rear Turnbuckle
拉桿



27 Shock Absorber
避震器



- | | |
|---|--------|
| TU0250-8 Spring
彈簧 |4 |
| TU0250-8 1mm Washer-Black
1mm壓墊-黑色 |4 |
| TU0250-8 1mm Washer-White
1mm壓墊-白色 |4 |
| TU0250-8 2.5mm Washer-White
2.5mm壓墊-白色 |4 |
| TU0250-8 2.8x1.9 O-ring
2.8x1.9 O環 |8 |
| TU0250-8 9x1 O-ring
9x1 O環 |8 |

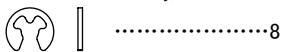


TU0250-3
Front Shock Absorber Body-Short
前避震器筒身-短

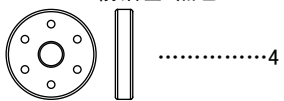
TU0250-4
Rear Shock Absorber Body-Long
後避震器筒身-長

28 Shock Absorber
避震器

TU0250-1/TU0250-2 2.3 E-ring
2.3 E扣



TU0250-7 Front Piston-Black
前活塞-黑色



TU0250-7 Rear Piston-White
後活塞-白色




TU0250-8 12x1 O-ring
12x1 O環



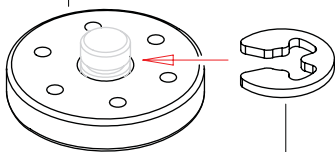
T02031 5.8 Ball End
5.8球頭-座



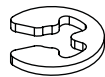
T02062 5.8 Ball Stud
5.8球頭



TU0250-7
Front Piston-Black
Rear Piston-White
前活塞-黑色
後活塞-白色



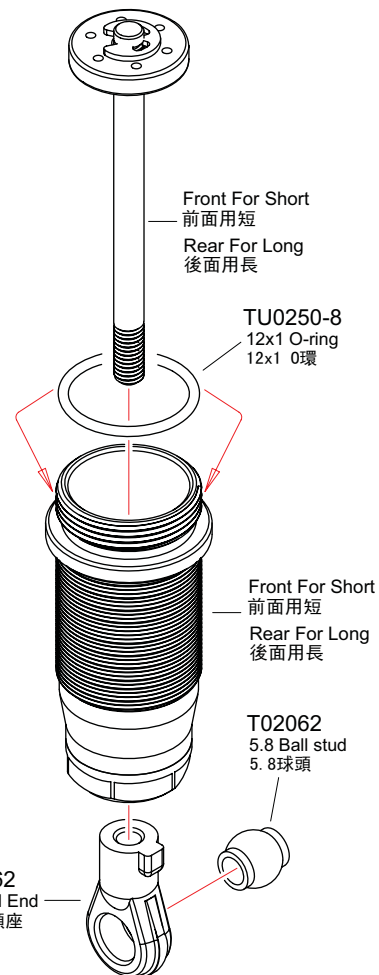
TU0250-1/TU0250-2
2.3 E-ring
2.3 E扣



TU0250-1/TU0250-2
2.3 E-ring
2.3 E扣

TU0250-1
Front Shock Absorber Shaft
前避震器軸

TU0250-2
Rear Shock Absorber Shaft
後避震器軸



29 Shock Absorber
避震器



TU0250-3/TU0250-4
Shock Upper Cover
避震上蓋

Front For Short
前面用短
Rear For Long
後面用長



TU0250-5
Below Spring Mount End
彈簧下座

Front For Short
前面用短
Rear For Long
後面用長

TU0250-8
14x1.5 O-ring
14x1.5 O環

TU0250-3/TU0250-4
Spring Adjuster
彈簧調節座

TU0250-10F
Front Shock Absorber Spring-Medium
前避震器彈簧-中

TU0250-10R
Rear Shock Absorber Spring-Medium
後避震器彈簧-中

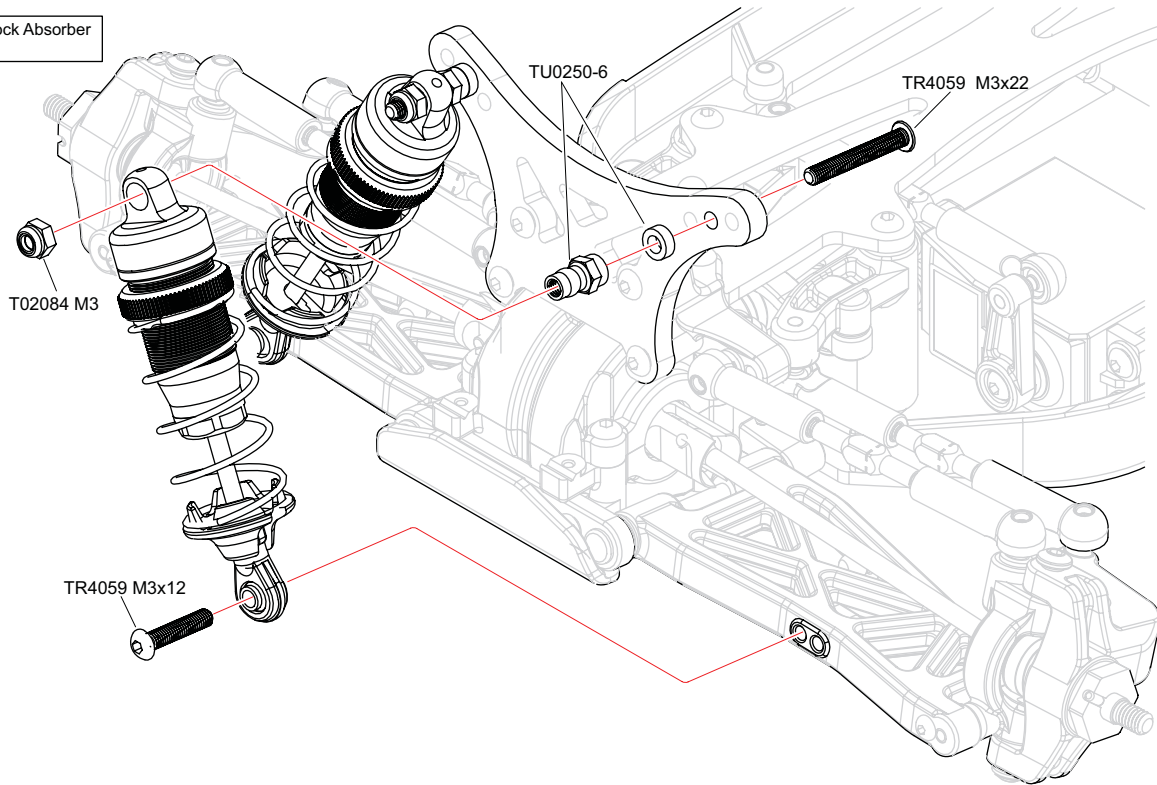
TU0250-8 14x1.5 O-ring
14x1.5 O環

.....4

x2 Assemble as many times as specified
需組裝數量

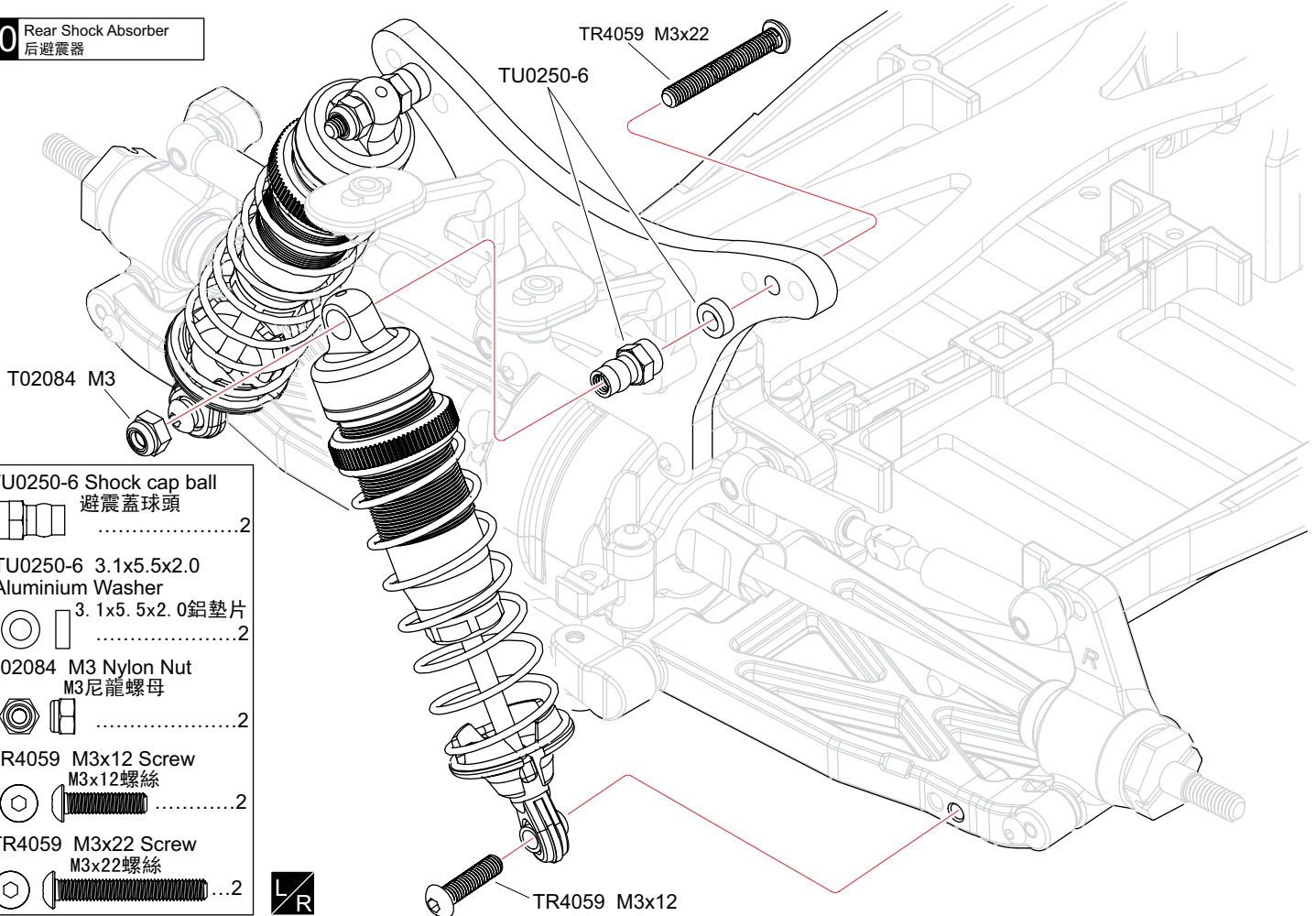
FR Assemble both front and rear
組裝前面和後面

30 Front Shock Absorber
前避震器



TU0250-6 Shock cap ball 避震蓋球頭	TU0250-6 3.1x5.5x2.0 Aluminium Washer 3.1x5.5x2.0鋁墊片	T02084 M3 Nylon Nut M3尼龍螺母	TR4059 M3x12 Screw M3x12螺絲	TR4059 M3x22 Screw M3x22螺絲
.....
.....22222

30 Rear Shock Absorber
后避震器



TU0250-6 Shock cap ball 避震蓋球頭	TU0250-6 3.1x5.5x2.0 Aluminium Washer 3.1x5.5x2.0鋁墊片	T02084 M3 Nylon Nut M3尼龍螺母	TR4059 M3x12 Screw M3x12螺絲	TR4059 M3x22 Screw M3x22螺絲
.....
.....22222



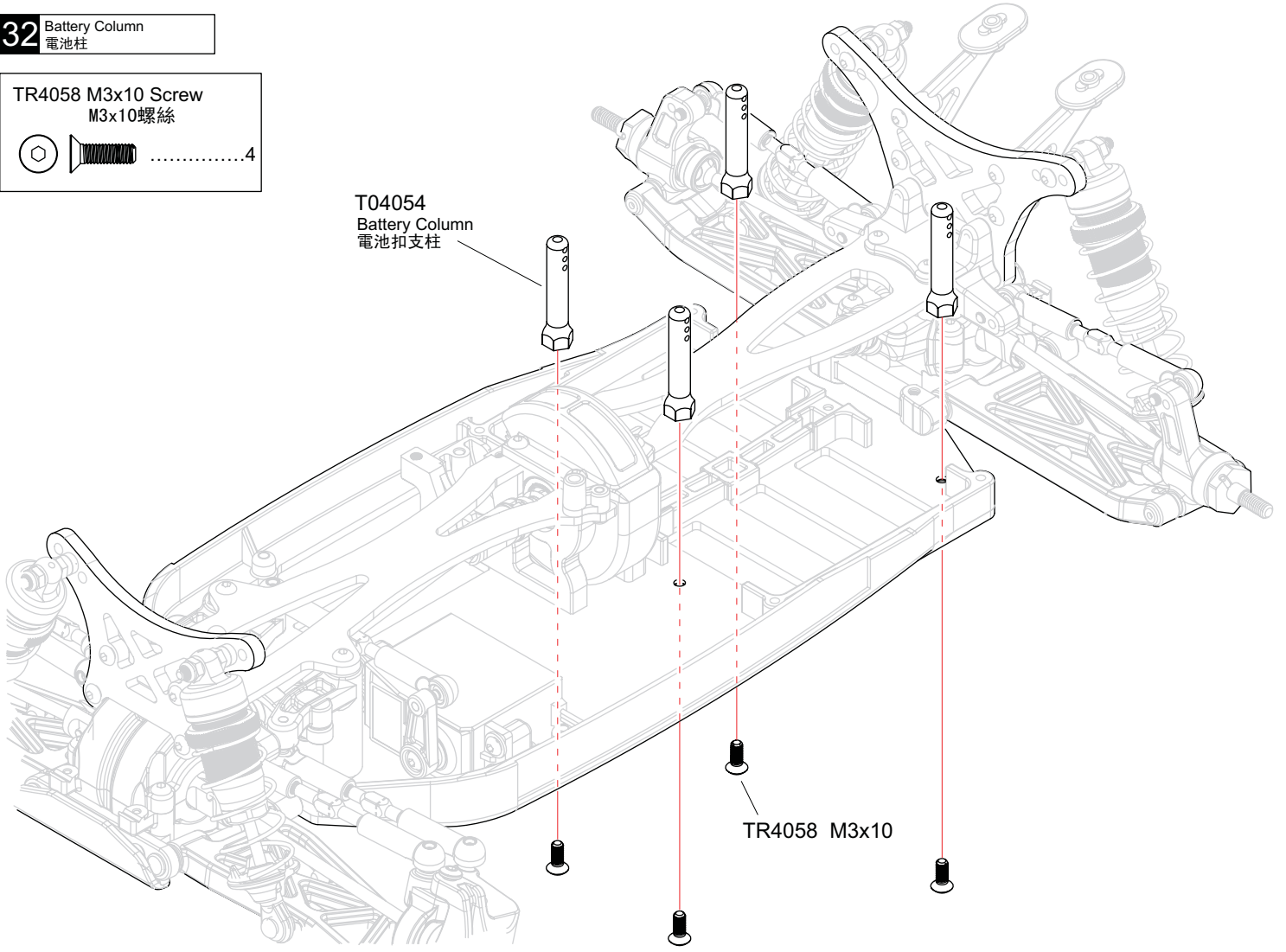
L/R Assemble both Left and Right
組裝左和右

32 Battery Column
電池柱

TR4058 M3x10 Screw
M3x10螺絲



T04054
Battery Column
電池扣支柱




33 Motor
馬達

X Motor
馬達

TU0415
Motor Cam
馬達凸輪

TR4059 M3x8

H481 M3x3 Screw
M3x3螺絲

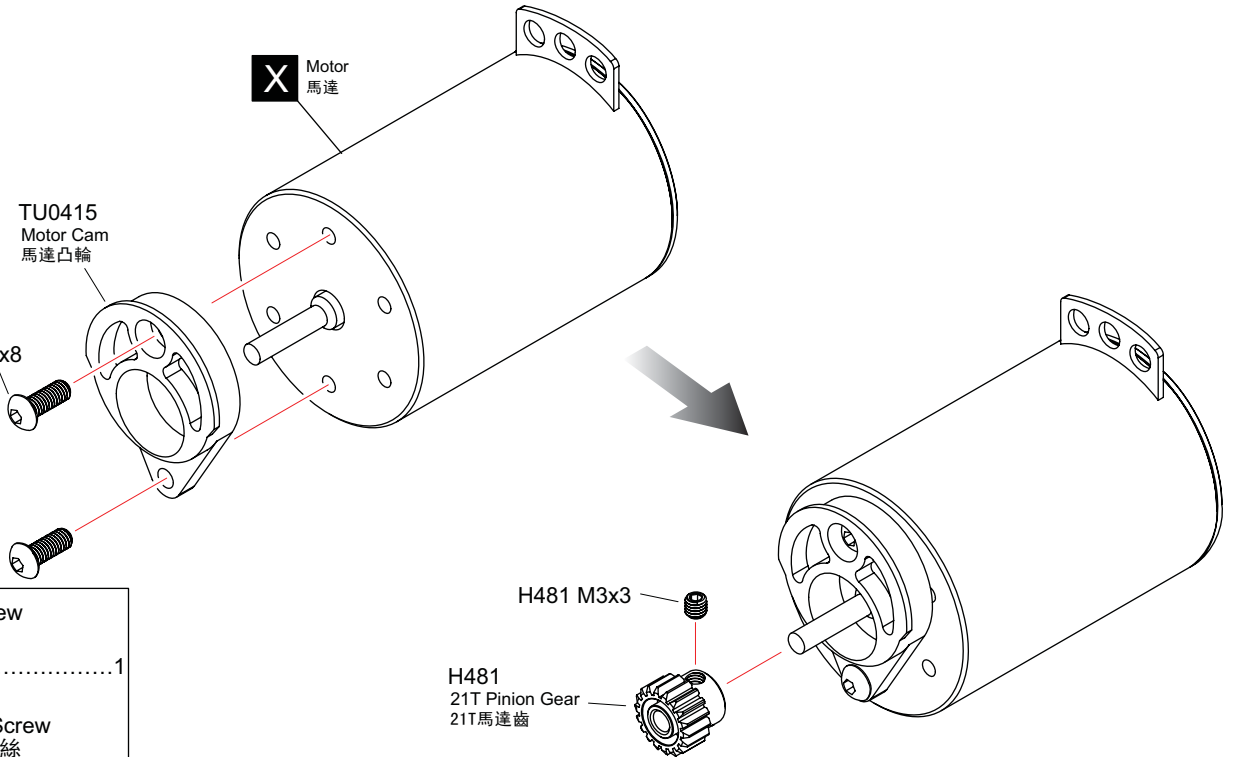


TR4059 M3x8 Screw
M3x8螺絲



H481 M3x3

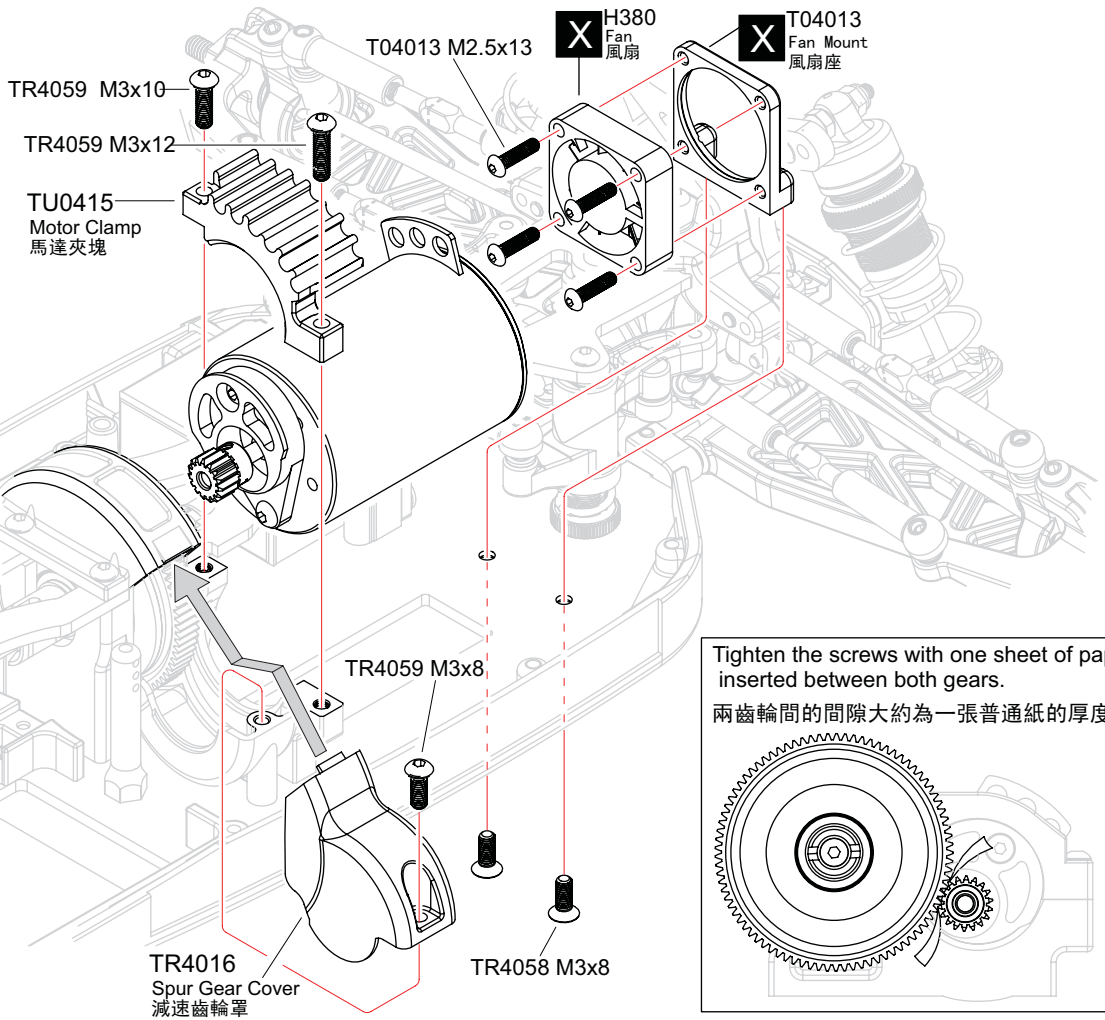
H481
21T Pinion Gear
21T馬達齒



X Must be purchased separately
需另購物品

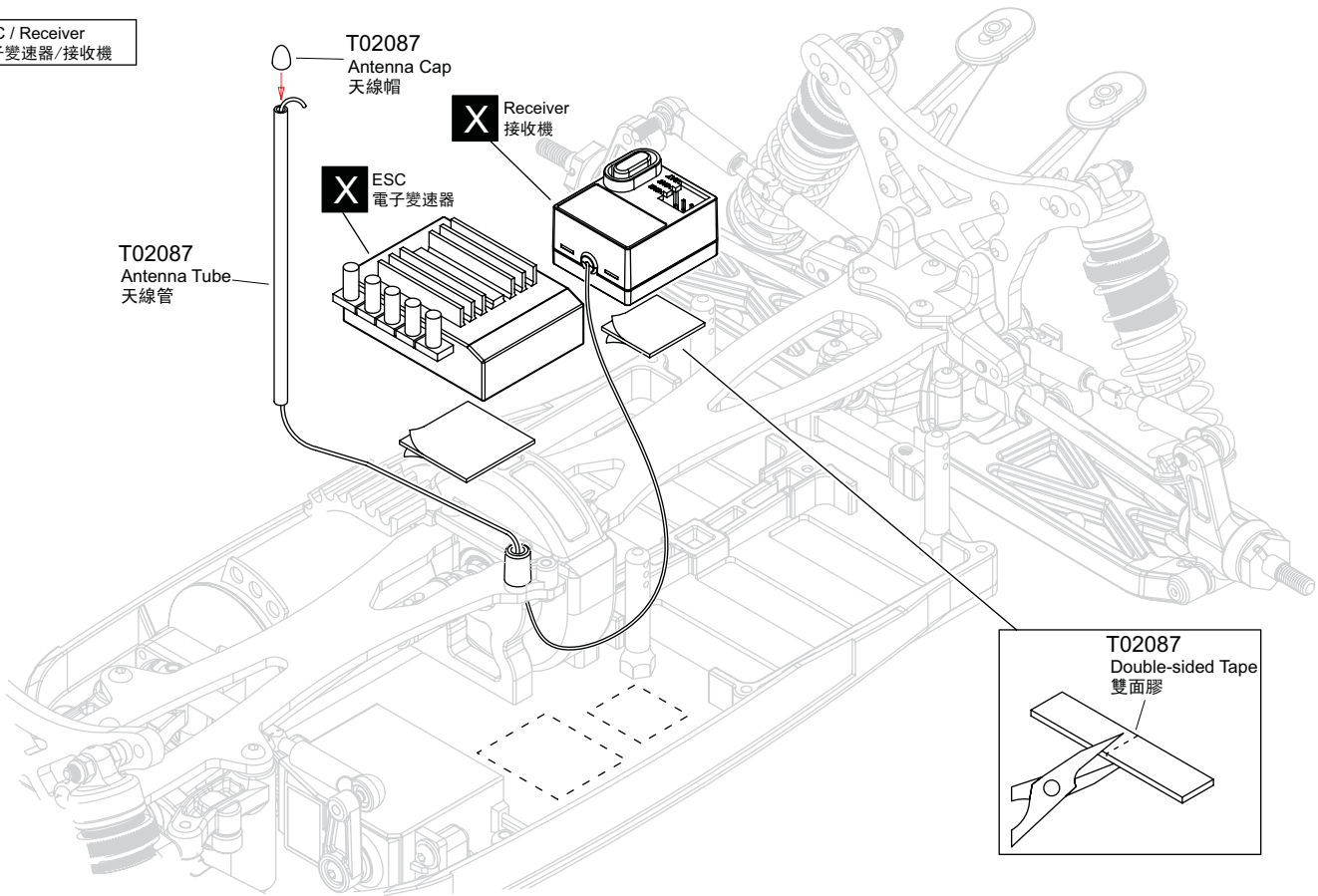
34 Motor
馬達

- TR4059 M3x8 Screw
M3x8螺絲1
- TR4059 M3x10 Screw
M3x10螺絲1
- TR4059 M3x12 Screw
M3x12螺絲1



Tighten the screws with one sheet of paper inserted between both gears.
兩齒輪間隙大約為一張普通紙的厚度。

35 ESC / Receiver
電子變速器/接收機



X Must be purchased separately
需另購物品

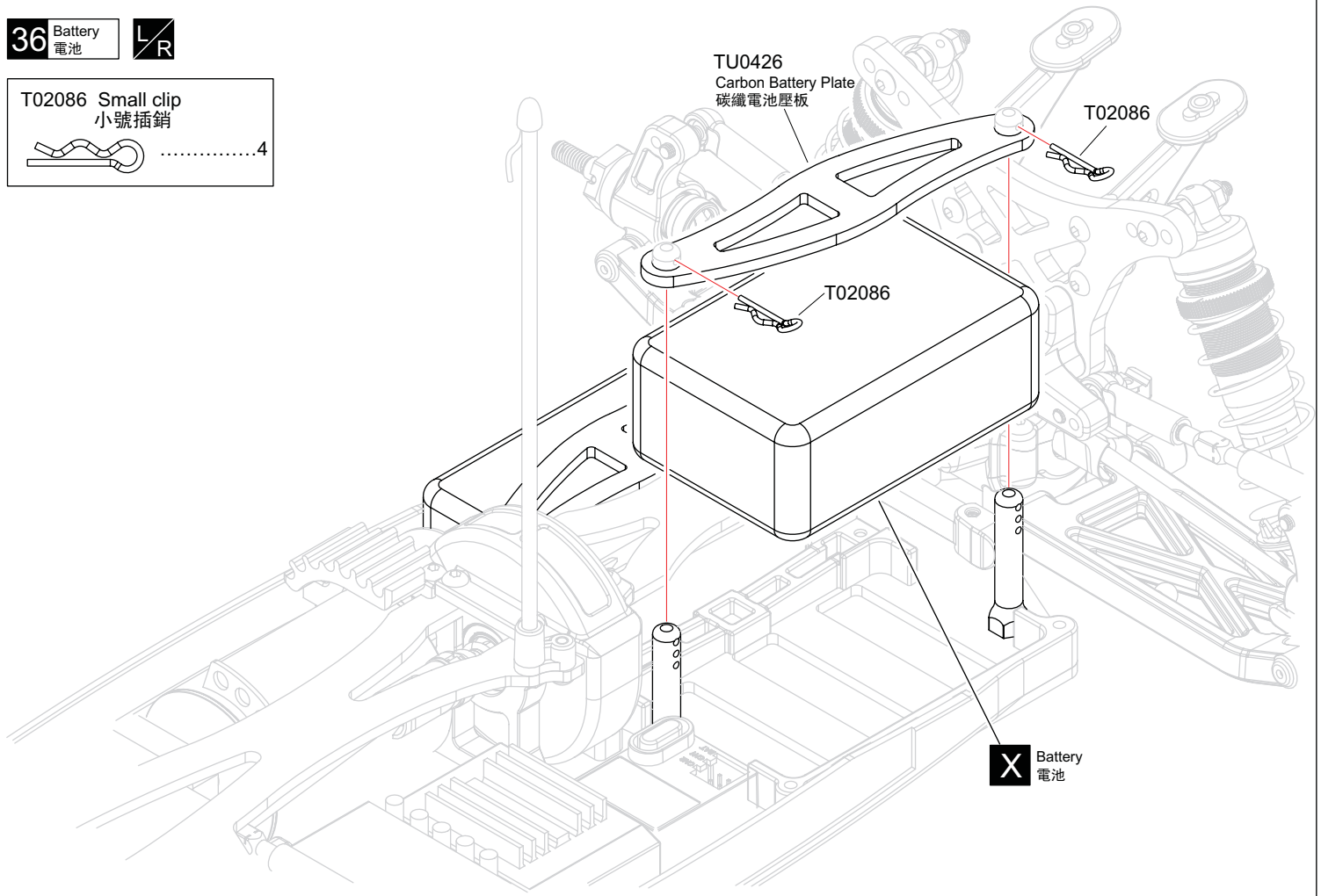
36 Battery
電池



T02086 Small clip
小號插銷



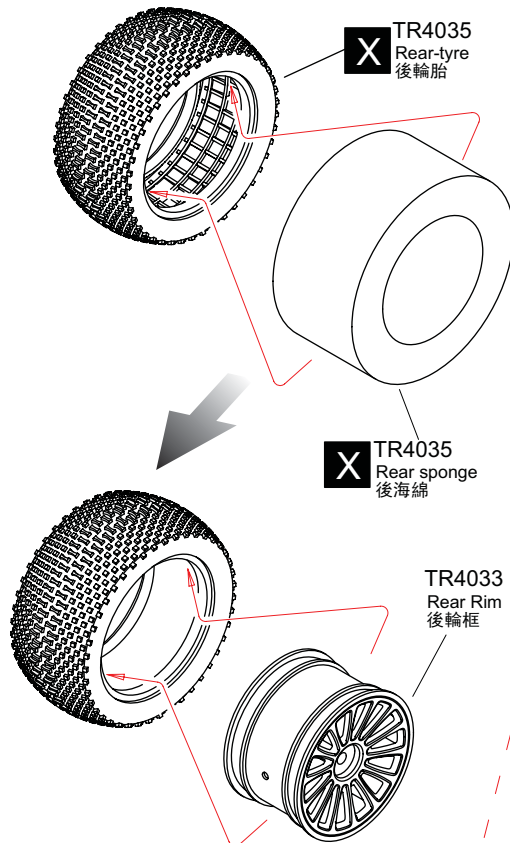
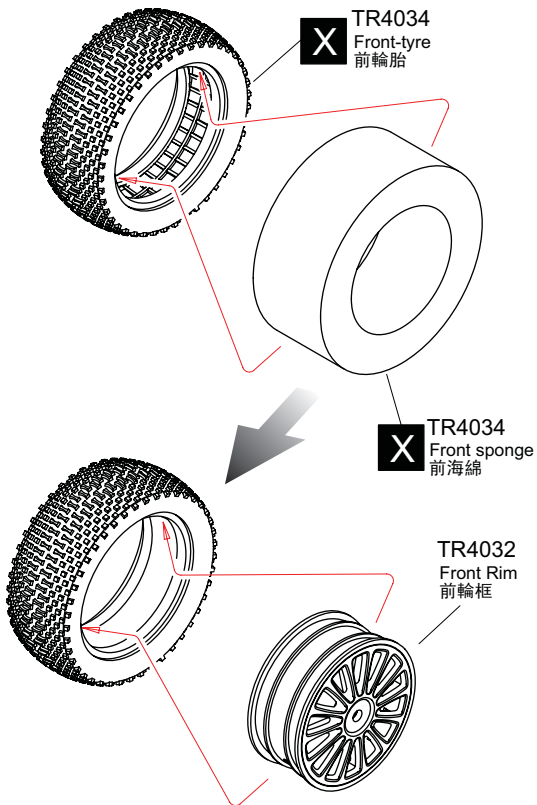
.....4



37 Wheel
輪胎

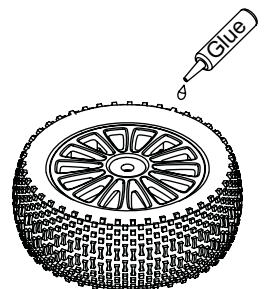
< Front > **x2**

< Rear > **x2**



F/R **x2**

After fitting wheels to tyres,
apply instant glue as shown.
輪胎裝好後如圖示打膠水。

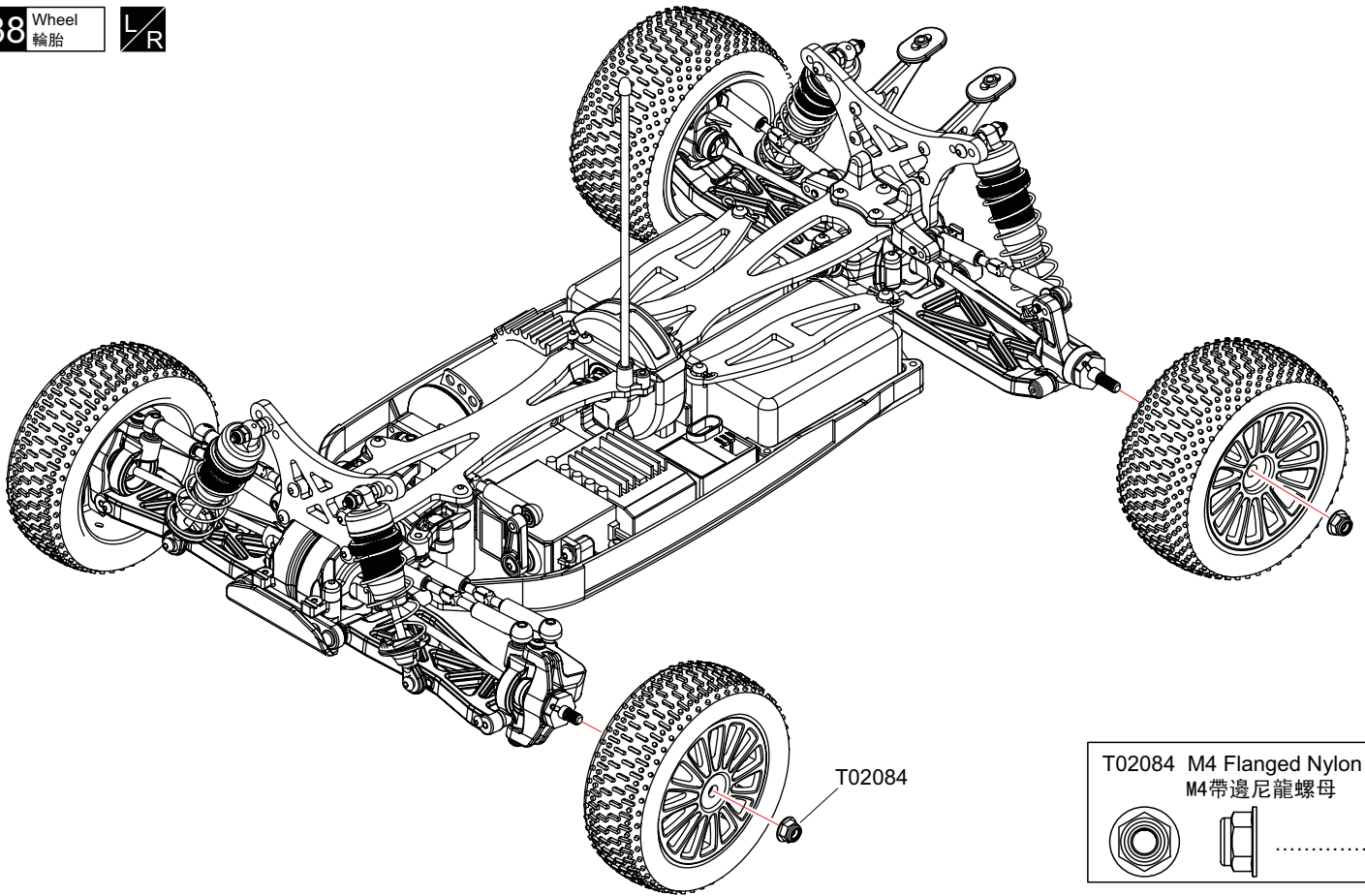


X Must be purchased separately
需另購物品

L/R Assemble both Left and Right
組裝左和右

x2 Assemble as many times as specified
需組裝數量

F/R Assemble both Front and Rear
組裝前面和後面



T02084 M4 Flanged Nylon Nut
M4帶邊尼龍螺母

.....4

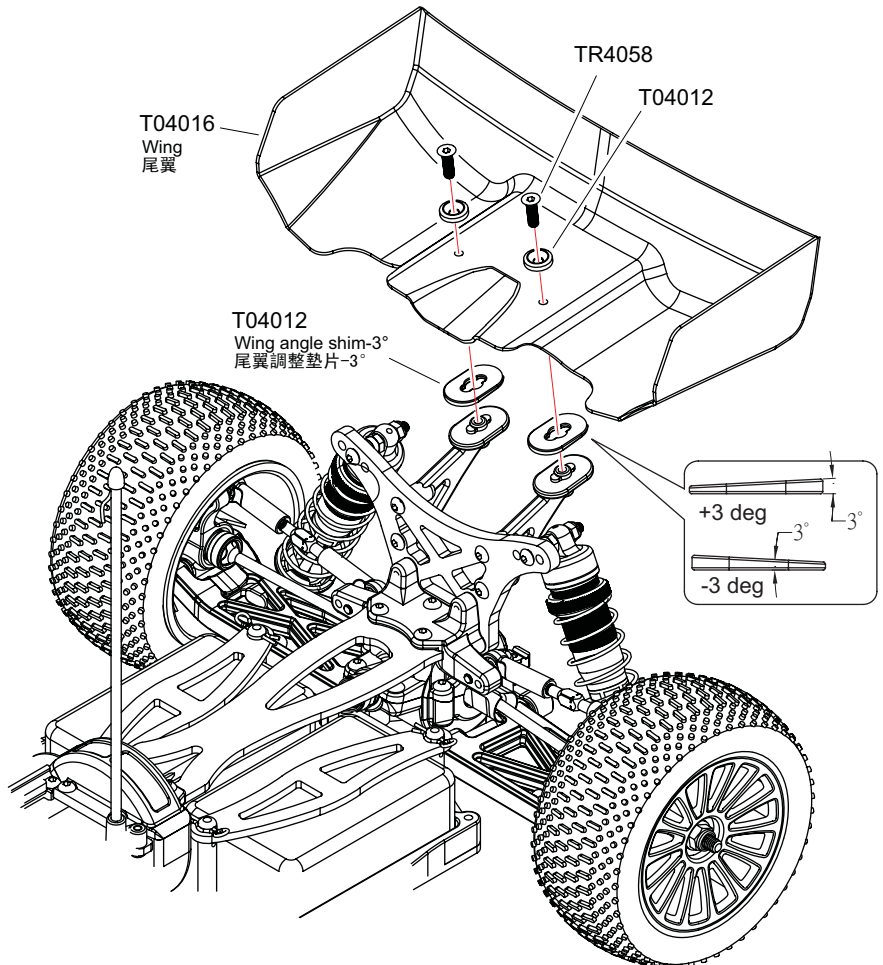
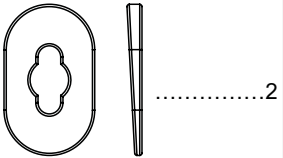
TR4858 M3x10 Screw
M3x10螺絲



T04012 Wing washer
尾翼墊片

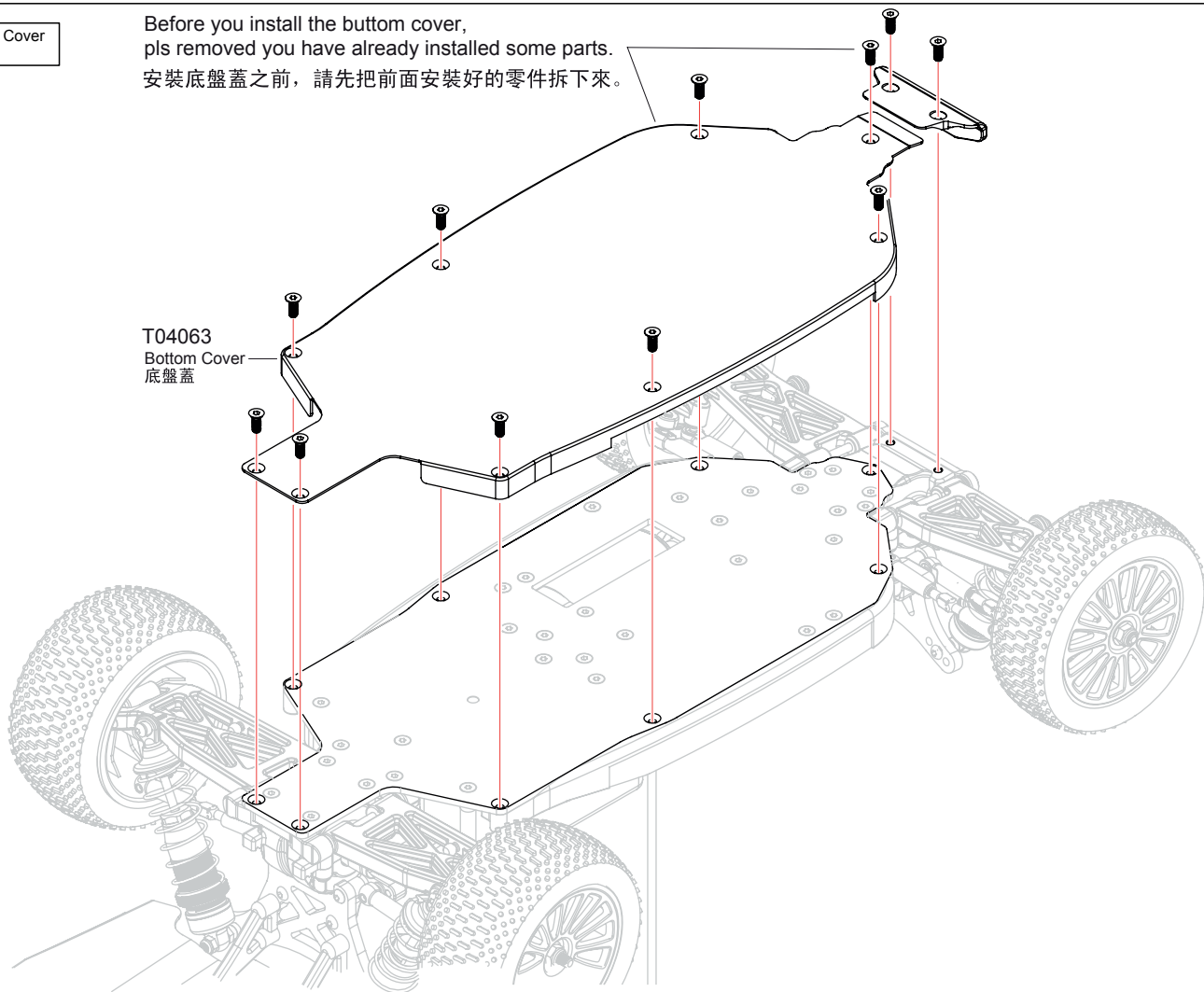


T04012 Wing angle shim-3°
尾翼調整墊片-3°

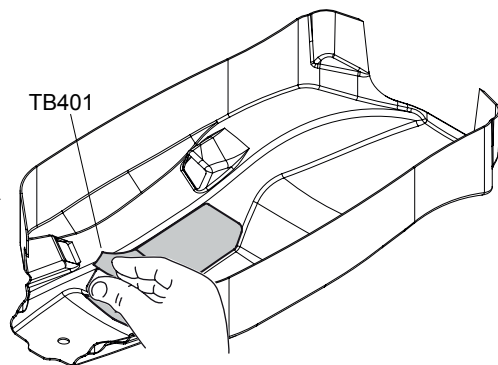
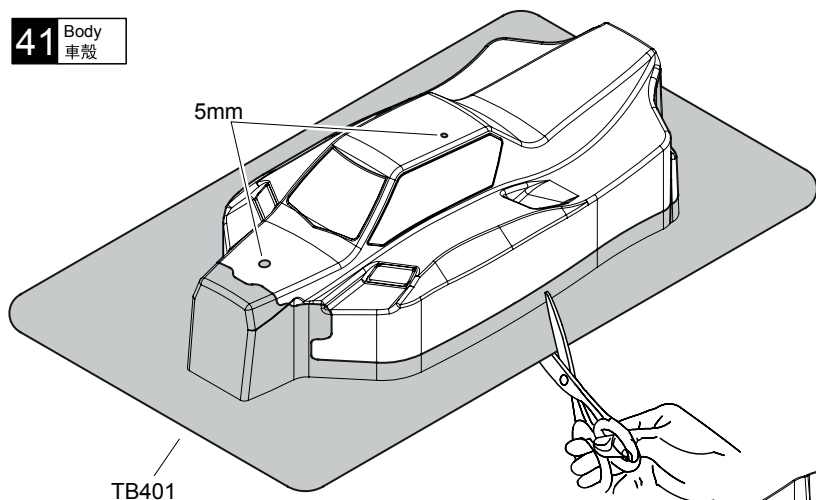


40 Bottom Cover
底盤蓋


Before you install the bottom cover, pls removed you have already installed some parts.
安裝底盤蓋之前，請先把前面安裝好的零件拆下來。



41 Body
車殼

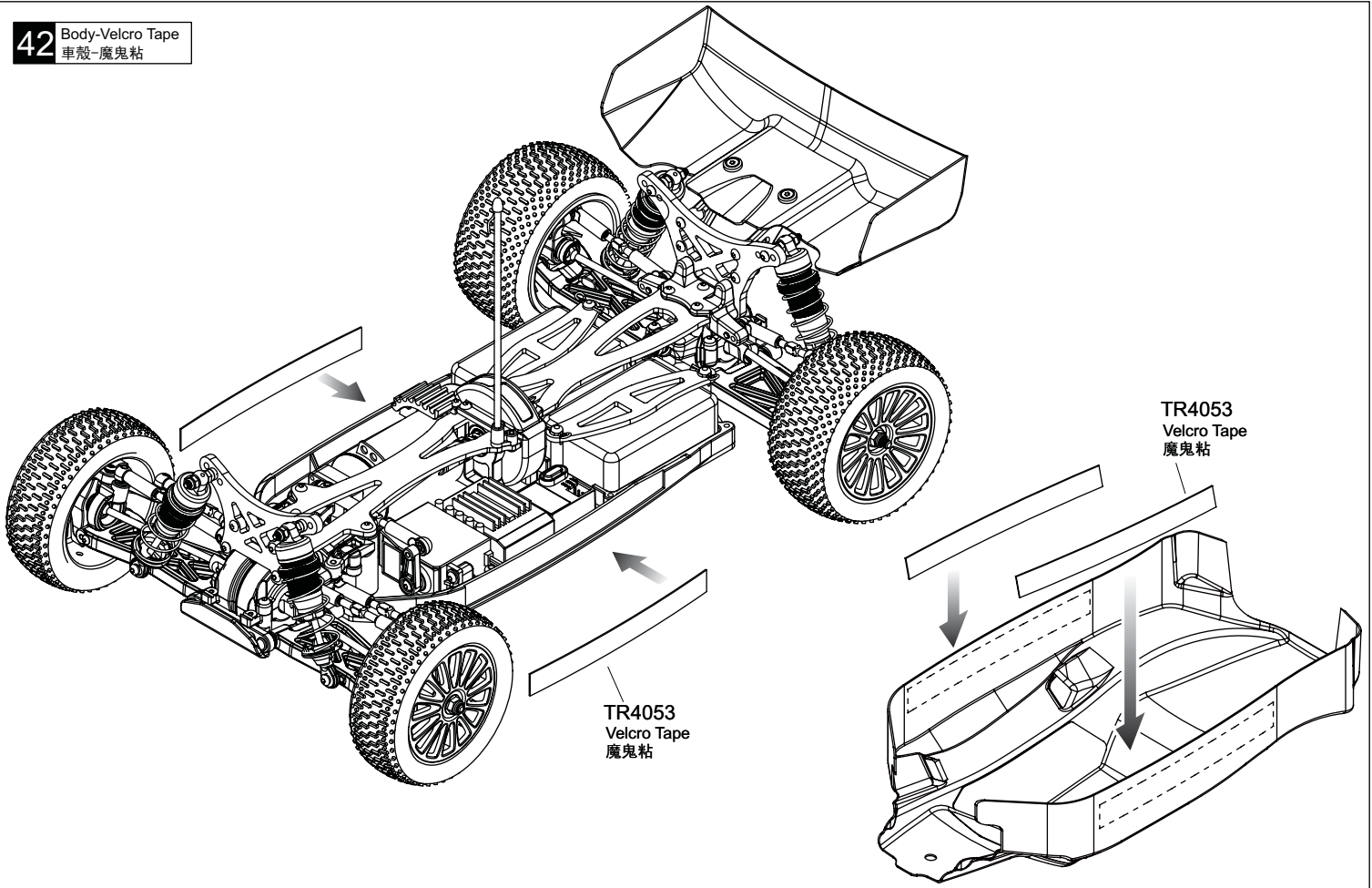


Mask the windows from the inside.
在車窗內壁貼上遮蓋貼紙。

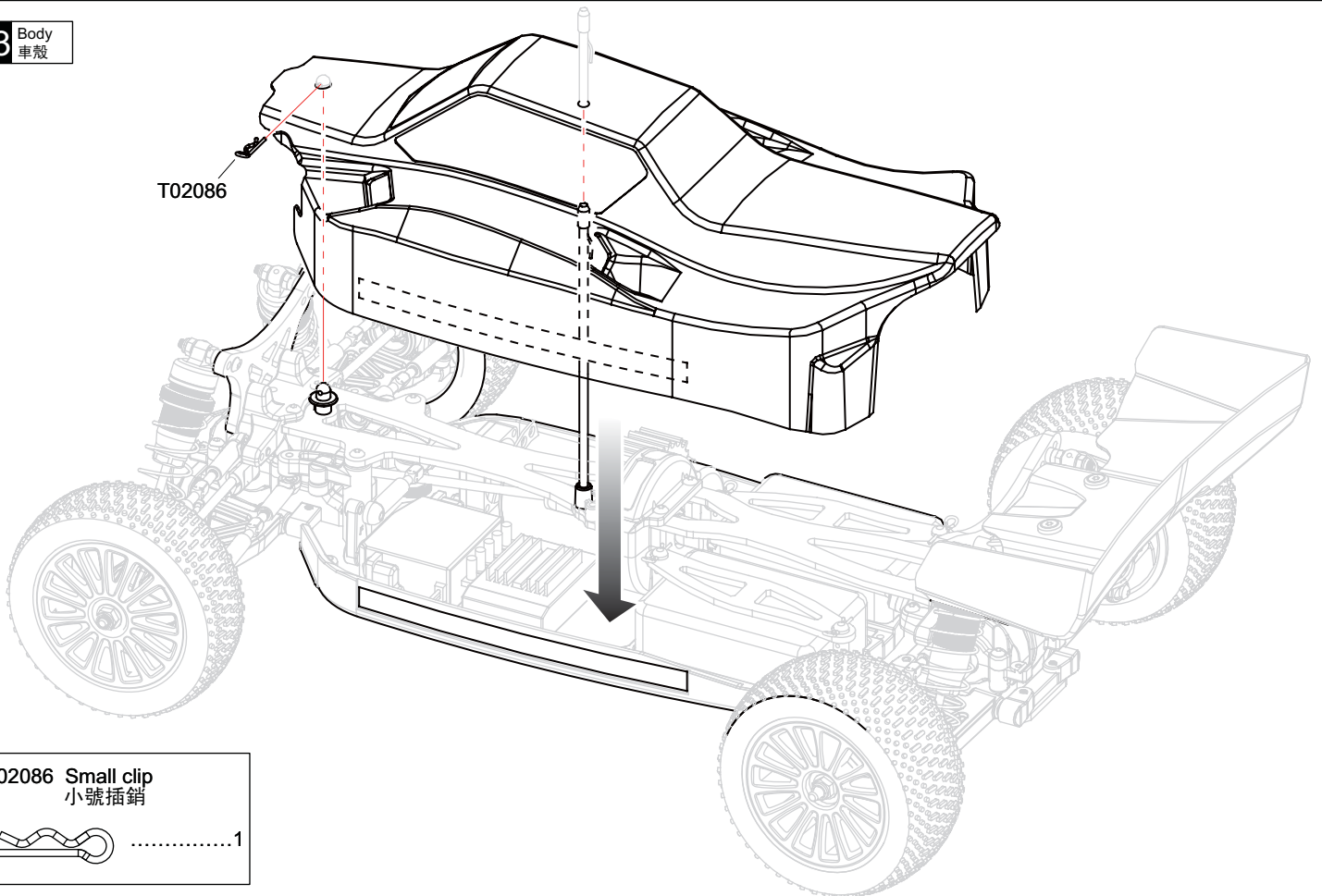


Paint the body shell from the inside
using spray colors.
在車殼內壁噴漆。

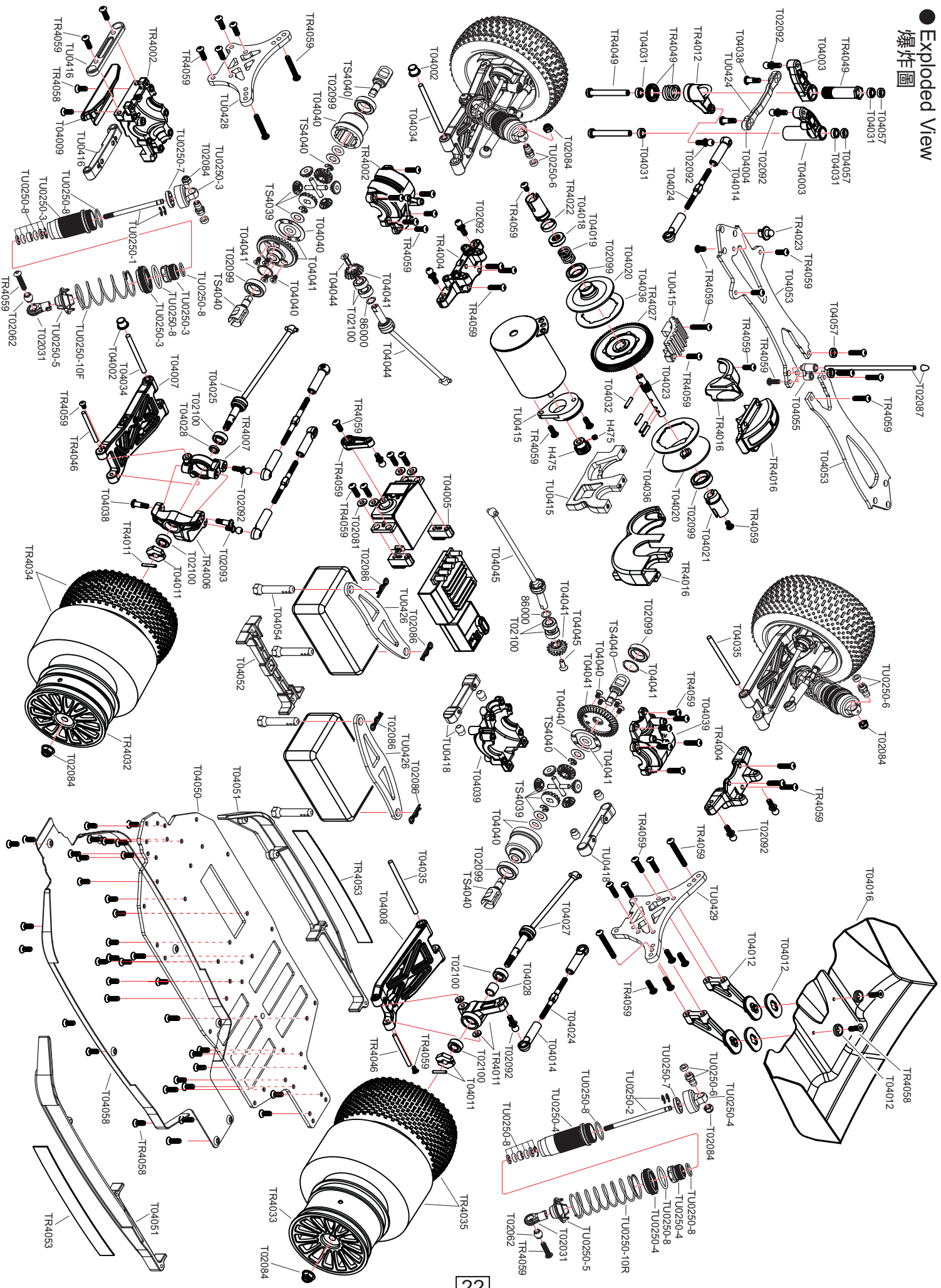
42 Body-Velcro Tape
車殼-魔鬼粘



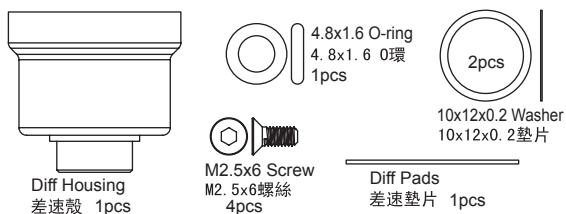
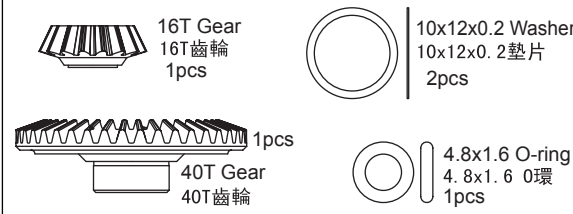
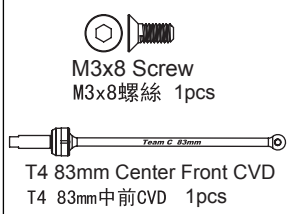
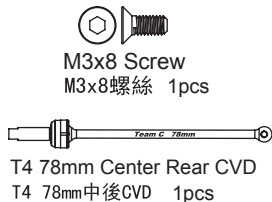
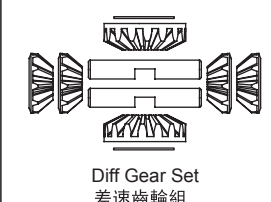
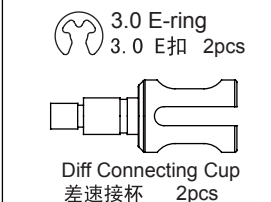
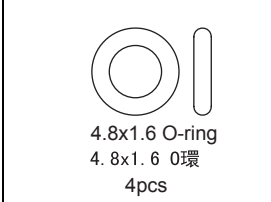
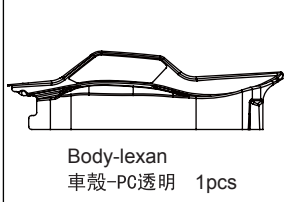
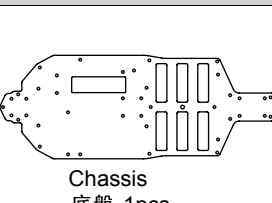
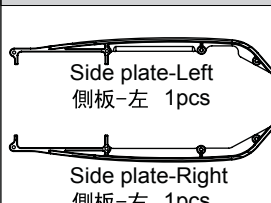
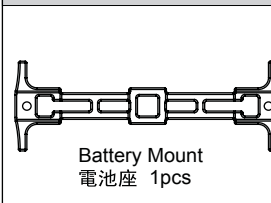
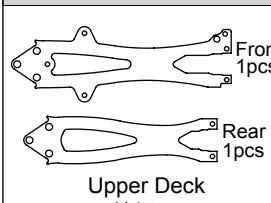
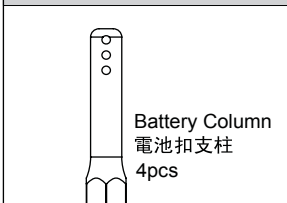
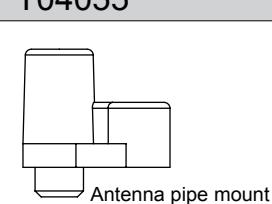
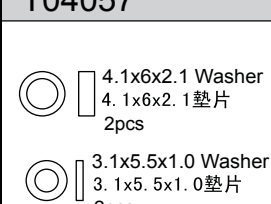
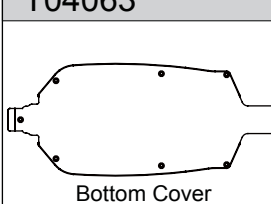
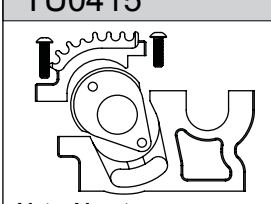
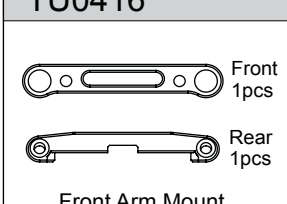
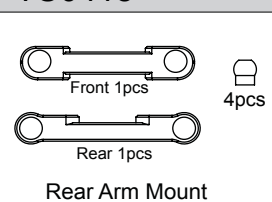

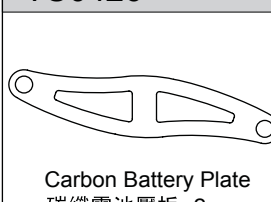


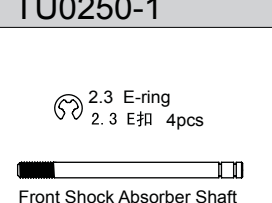
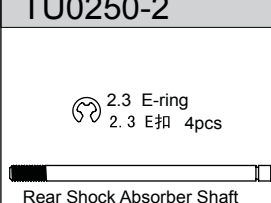
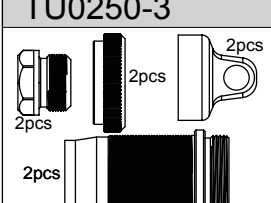
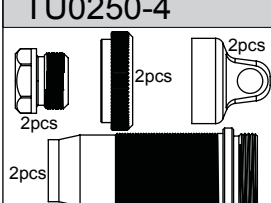
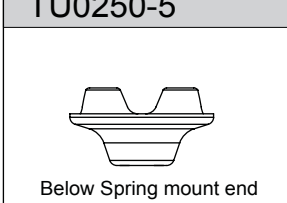



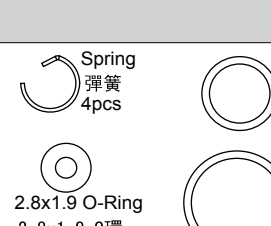

43 Body
車殼



● Exploded View
爆炸圖

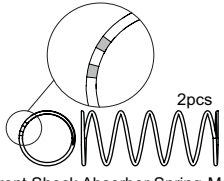
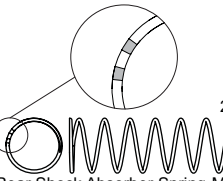
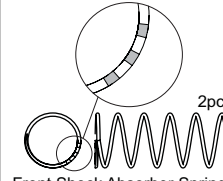
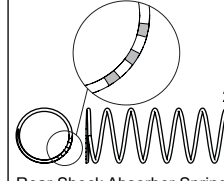

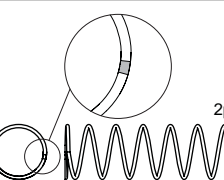
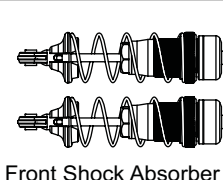
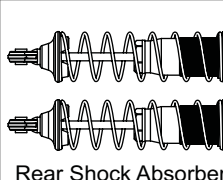
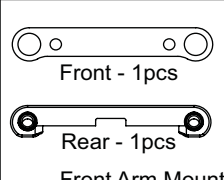
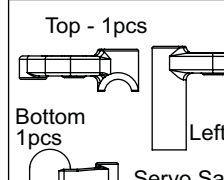
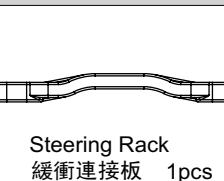
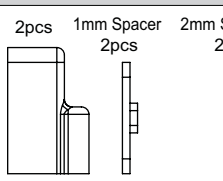
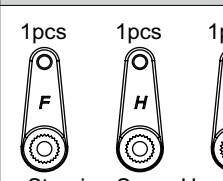
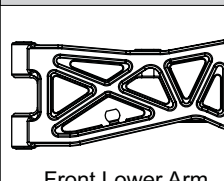
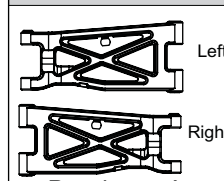
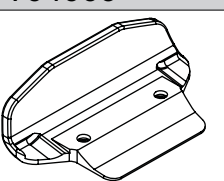


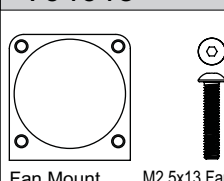
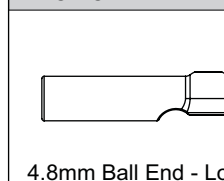
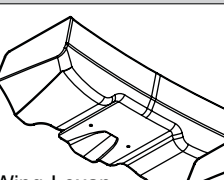


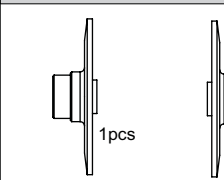
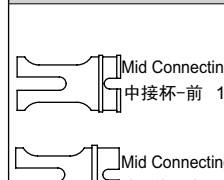

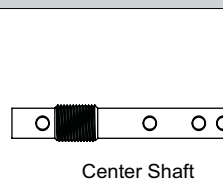
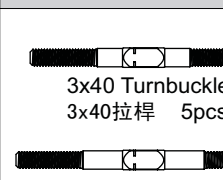
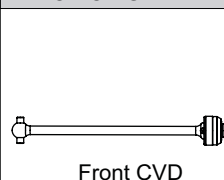
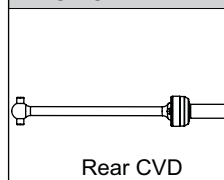


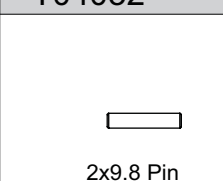




Parts list for T4 V2 off-road buggy - 1 T4V2越野車配件-1

<p>T04040</p>  <p>Diff Housing 差速殼 1pcs</p> <p>4.8x1.6 O-ring 4.8x1.6 O環 1pcs</p> <p>10x12x0.2 Washer 10x12x0.2墊片 2pcs</p> <p>M2.5x6 Screw M2.5x6螺絲 4pcs</p> <p>Diff Pads 差速墊片 1pcs</p>	<p>T04041</p>  <p>16T Gear 16T齒輪 1pcs</p> <p>40T Gear 40T齒輪 1pcs</p> <p>10x12x0.2 Washer 10x12x0.2墊片 2pcs</p> <p>4.8x1.6 O-ring 4.8x1.6 O環 1pcs</p>	<p>T04044</p>  <p>M3x8 Screw M3x8螺絲 1pcs</p> <p>T4 83mm Center Front CVD T4 83mm中前CVD 1pcs</p>		
<p>T04045</p>  <p>M3x8 Screw M3x8螺絲 1pcs</p> <p>T4 78mm Center Rear CVD T4 78mm中後CVD 1pcs</p>	<p>TS4039</p>  <p>Diff Gear Set 差速齒輪組</p>	<p>TS4040</p>  <p>3.0 E-ring 3.0 E扣 2pcs</p> <p>Diff Connecting Cup 差速接杯 2pcs</p>	<p>T02156</p>  <p>4.8x1.6 O-ring 4.8x1.6 O環 4pcs</p>	<p>TB401</p>  <p>Body-lexan 車殼-PC透明 1pcs</p>
<p>T04061</p>  <p>Chassis 底盤 1pcs</p>	<p>T04051</p>  <p>Side plate-Left 側板-左 1pcs</p> <p>Side plate-Right 側板-右 1pcs</p>	<p>T04052</p>  <p>Battery Mount 電池座 1pcs</p>	<p>T04053</p>  <p>Upper Deck 二樓板</p>	<p>T04054</p>  <p>Battery Column 電池扣支柱 4pcs</p>
<p>T04055</p>  <p>Antenna pipe mount 天線管座 1pcs</p>	<p>T04057</p>  <p>4.1x6x2.1 Washer 4.1x6x2.1墊片 2pcs</p> <p>3.1x5.5x1.0 Washer 3.1x5.5x1.0墊片 2pcs</p>	<p>T04063</p>  <p>Bottom Cover 底盤蓋 1pcs</p>	<p>TU0415</p>  <p>Motor Mount 馬達座 1Set</p>	<p>TU0416</p>  <p>Front Arm Mount 前擺臂固定座</p>
<p>TU0418</p>  <p>Front 1pcs Rear 1pcs</p> <p>Rear Arm Mount 後擺臂固定座</p>	<p>TU0423</p>  <p>8pcs</p> <p>Rear Arm Mount-Ball 後擺臂固定座-球珠</p>	<p>TU0426</p>  <p>Carbon Battery Plate 碳纖電池壓板 2pcs</p>	<p>TU0428</p>  <p>Carbon Front Shock Tower 碳纖前避震架 1pcs</p>	<p>TU0429</p>  <p>Carbon Rear Shock Tower 碳纖後避震架 1pcs</p>
<p>TU0250-1</p>  <p>2.3 E-ring 2.3 E扣 4pcs</p> <p>Front Shock Absorber Shaft 前避震器軸 2pcs</p>	<p>TU0250-2</p>  <p>2.3 E-ring 2.3 E扣 4pcs</p> <p>Rear Shock Absorber Shaft 後避震器軸 2pcs</p>	<p>TU0250-3</p>  <p>2pcs</p> <p>Front Shock Absorber Body 前避震器筒身</p>	<p>TU0250-4</p>  <p>2pcs</p> <p>Rear Shock Absorber Body 後避震器筒身</p>	<p>TU0250-5</p>  <p>Below Spring mount end 彈簧下座 4pcs</p>
<p>TU0250-6</p>  <p>3.1x5.5x2.0 Aluminium Washer 3.1x5.5x2.0鋁墊片 4pcs</p> <p>Shock cap ball 避震蓋球頭 4pcs</p>	<p>TU0250-7</p>  <p>Front Piston-Black 前活塞-黑色 2pcs</p> <p>Rear Piston-White 後活塞-白色 2pcs</p>	<p>TU0250-8</p>  <p>1mm Washer-White 1mm壓墊-白色 4pcs</p> <p>1mm Washer-Black 1mm壓墊-黑色 4pcs</p> <p>2.5mm Washer-White 2.5mm壓墊-白色 4pcs</p> <p>Spring 彈簧 4pcs</p> <p>2.8x1.9 O-Ring 2.8x1.9 O環 4pcs</p>	<p>TU0250-4</p>  <p>9x1 O-Ring 9x1 O環 4pcs</p> <p>12x1 O-Ring 12x1 O環 4pcs</p>	<p>TU0250-5</p>  <p>14x1.5 O-Ring 14x1.5 O環 4pcs</p>


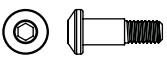
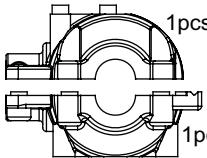
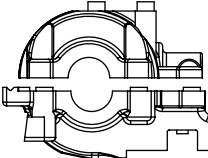
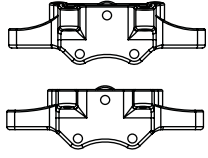
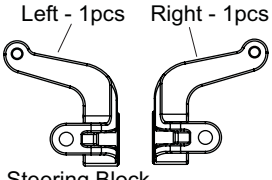
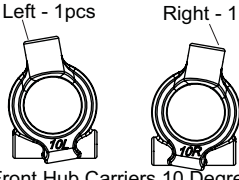
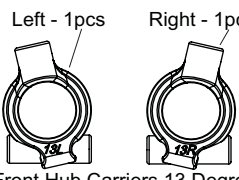
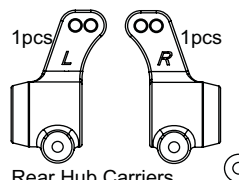

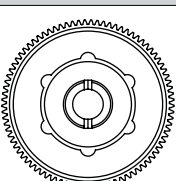


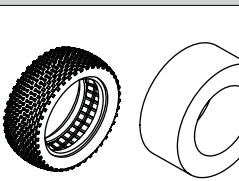
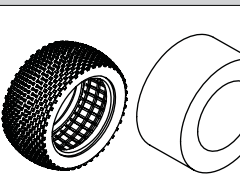

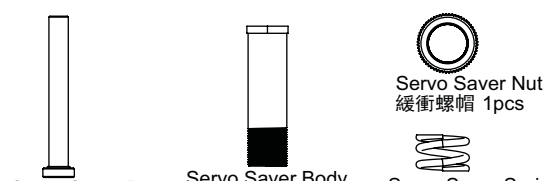

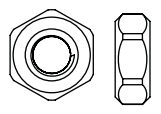
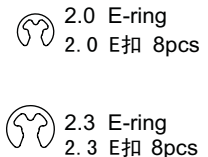
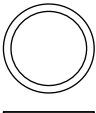
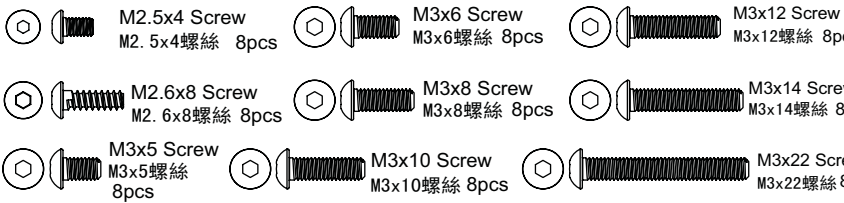
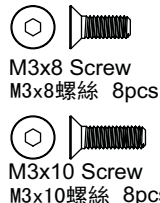
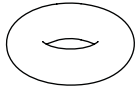
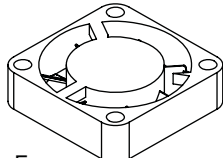
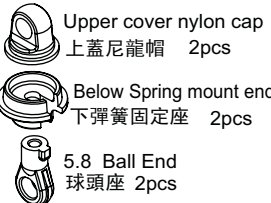

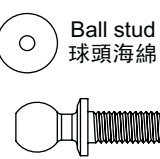
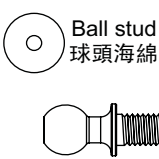

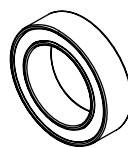
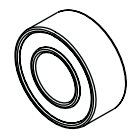
Parts list for T4 V2 off-road buggy - 2

T4 V2越野車配件-2

<p>TU0250-10F</p>  <p>2pcs Front Shock Absorber Spring-Medium 前避震器彈簧-中</p>	<p>TU0250-10R</p>  <p>2pcs Rear Shock Absorber Spring-Medium 後避震器彈簧-中</p>	<p>TU0262-F</p>  <p>2pcs Front Shock Absorber Spring-Soft 前避震器彈簧-軟</p>	<p>TU0262-R</p>  <p>2pcs Rear Shock Absorber Spring-Soft 後避震器彈簧-軟</p>	<p>TU0260-F</p>  <p>2pcs Front Shock Absorber Spring-Hard 前避震器彈簧-硬</p>
<p>TU0260-R</p>  <p>2pcs Rear Shock Absorber Spring-Hard 後避震器彈簧-硬</p>	<p>TU0250</p>  <p>Front Shock Absorber 前避震器</p>	<p>TU0252</p>  <p>Rear Shock Absorber 後避震器</p>	<p>T04002</p>  <p>Front - 1pcs Rear - 1pcs Front Arm Mount 前擺臂固定座</p>	<p>T04003</p>  <p>Top - 1pcs Bottom 1pcs Left 1pcs Right 1pcs Servo Saver 緩衝座</p>
<p>T04004</p>  <p>Steering Rack 緩衝連接板 1pcs</p>	<p>T04005</p>  <p>2pcs 1mm Spacer 2pcs 2mm Spacer 2pcs Servo Mount 伺服機座</p>	<p>T04006</p>  <p>1pcs F 1pcs H 1pcs S Steering Servo Horn 轉向伺服臂</p>	<p>T04007</p>  <p>Front Lower Arm 前下擺臂 2pcs</p>	<p>T04008</p>  <p>Left-1pcs Right-1pcs Rear Lower Arm 後下擺臂</p>
<p>T04009</p>  <p>Front Bumper 前防撞板 1pcs</p>	<p>T04011</p>  <p>Hex Mount 六角座 4pcs 1.6x11 Spring Pin 1.6x11彈簧銷 4pcs</p>	<p>T04012</p>  <p>Wing Screw Washer 尾翼調整螺絲 2pcs Wing Angle Shim 尾翼調整片 2pcs Front Body Mount 前車殼柱 1pcs Wing Brack 尾翼架 2pcs</p>	<p>T04013</p>  <p>Fan Mount 風扇座 1pcs M2.5x13 Fan Screw M2.5x13風扇螺絲 4pcs</p>	<p>T04014</p>  <p>4.8mm Ball End - Long 4.8mm球頭座-長 7pcs</p>
<p>T04016</p>  <p>Wing-Lexan 尾翼 1pcs</p>	<p>T04018</p>  <p>Slipper Nut 扭限螺母 1pcs</p>	<p>T04019</p>  <p>Slipper Spring 扭限彈簧 1pcs</p>	<p>T04020</p>  <p>Slipper Hub-F 扭限座-前 1pcs Slipper Hub-R 扭限座-後 1pcs</p>	<p>T04021</p>  <p>Mid Connecting Hub-F 中接杯-前 1pcs Mid Connecting Hub-R 中接杯-後 1pcs</p>
<p>T04022</p>  <p>Spring Buckle 彈簧扣 1pcs</p>	<p>T04023</p>  <p>Center Shaft 中軸 1pcs</p>	<p>T04024</p>  <p>3x40 Turnbuckle 3x40拉桿 5pcs 3x45 Turnbuckle 3x45拉桿 2pcs</p>	<p>T04025</p>  <p>Front CVD 前CVD 2pcs</p>	<p>T04027</p>  <p>Rear CVD 後CVD 2pcs</p>
<p>T04028</p>  <p>Front Bearing Collar 前輪軸套 2pcs Rear Bearing Collar 後輪軸套 2pcs</p>	<p>T04031</p>  <p>4x7x2.5 Ball Bearing 4x7x2.5軸承 6pcs</p>	<p>T04032</p>  <p>2x9.8 Pin 2x9.8鋼針 6pcs</p>	<p>T04034</p>  <p>3x48.5 Arm Pin 3x48.5擺臂軸 2pcs</p>	<p>T04035</p>  <p>3x51 Arm Pin 3x51擺臂軸 2pcs</p>

Parts list for T4 V2 off-road buggy - 3

T4 V2越野車配件-3

<p>T04036</p>  <p>Slipper pad 扭限摩擦片 2pcs</p>	<p>T04038</p>  <p>M3 Screw M3螺絲 6pcs</p>	<p>T04039</p>  <p>1pcs 1pcs 1pcs Rear Gear-box 後齒輪箱</p>	<p>TR4002</p>  <p>1pcs 1pcs Front Gear-box 前齒輪箱</p>	<p>TR4004</p>  <p>Front 1pcs Rear 1pcs Upper Suspension Arm Mount 上擺臂座</p>
<p>TR4006</p>  <p>Left - 1pcs Right - 1pcs Steering Block 轉向臂</p>	<p>TR4007</p>  <p>Left - 1pcs Right - 1pcs Front Hub Carriers 10 Degree 前輪座10°</p>	<p>TR4008</p>  <p>Left - 1pcs Right - 1pcs Front Hub Carriers 13 Degree 前輪座13°</p>	<p>TR4011</p>  <p>1pcs L 1pcs R Rear Hub Carriers 後輪座 4pcs</p>	<p>TR4016</p>  <p>1pcs 1pcs 1pcs Center Gear-box 中齒輪箱</p>
<p>TR4027</p>  <p>Supr Gear-85T 減速齒-85T 1pcs</p>	<p>TR4032</p>  <p>2pcs Front Rim 前輪框</p>	<p>TR4033</p>  <p>2pcs Rear Rim 後輪框</p>	<p>TR4034</p>  <p>Front-tyre 前輪胎 2pcs Front Sponge 前海綿 2pcs</p>	<p>TR4035</p>  <p>Rear-tyre 後輪胎 2pcs Rear Sponge 後海綿 2pcs</p>
<p>TR4046</p>  <p>2.5x30 Arm Pin 2.5x30擺臂軸 2pcs</p>	<p>TR4049</p>  <p>Servo Saver Post 緩衝柱 2pcs Servo Saver Body 緩衝筒身 1pcs Servo Saver Nut 緩衝螺帽 1pcs Servo Saver Spring 緩衝彈簧 1pcs</p>	<p>TR4053</p>  <p>Velcro Tape 魔鬼粘 1 Set</p>	<p>TR4055</p>  <p>M3 Nut M3螺帽 6pcs</p>	
<p>TR4056</p>  <p>2.0 E-ring 2.0 E扣 8pcs 2.3 E-ring 2.3 E扣 8pcs</p>	<p>TR4057</p>  <p>10x12x0.2 Washer 10x12x0.2墊片 8pcs</p>	<p>TR4059</p>  <p>M2.5x4 Screw M2.5x4螺絲 8pcs M3x6 Screw M3x6螺絲 8pcs M3x12 Screw M3x12螺絲 8pcs M2.6x8 Screw M2.6x8螺絲 8pcs M3x8 Screw M3x8螺絲 8pcs M3x14 Screw M3x14螺絲 8pcs M3x5 Screw M3x5螺絲 8pcs M3x10 Screw M3x10螺絲 8pcs M3x22 Screw M3x22螺絲 8pcs</p>		
<p>TR4058</p>  <p>M3x8 Screw M3x8螺絲 8pcs M3x10 Screw M3x10螺絲 8pcs</p>	<p>TR4063</p>  <p>2.8x1.9 O-ring 2.8x1.9 O-環 2pcs</p>	<p>H380</p>  <p>Fan 風扇 1pcs</p>	<p>T02031</p>  <p>Upper cover nylon cap 上蓋尼龍帽 2pcs Below Spring mount end 下彈簧固定座 2pcs 5.8 Ball End 球頭座 2pcs</p>	<p>H481</p>  <p>3x3 Screw 1pcs Aluminium Motor Gear-21T 鋁合金馬達齒-21T 1pcs</p>
<p>T02092</p>  <p>Ball stud sponge 球頭海綿 2pcs Ball stud-long 球頭-長 2pcs</p>	<p>T02093</p>  <p>Ball stud sponge 球頭海綿 5pcs Ball stud-short 球頭-短 5pcs</p>	<p>T02062</p>  <p>5.8x6 Ball stud 5.8x6球頭 4pcs</p>	<p>T02099</p>  <p>10x15x4 Ball Bearing 10x15x4 軸承 6pcs</p>	<p>T02100</p>  <p>5x10x4 Ball bearing 5x10x4軸承 6pcs</p>

T4 V2

SETUP SHEET for the TeamC T4 V2

Driver _____

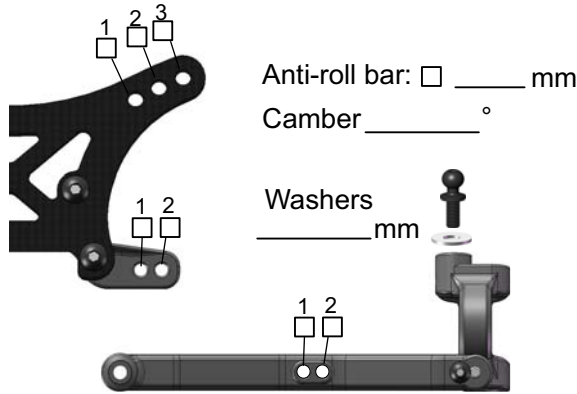
Track / City _____

Event _____ Date ____ / ____ / ____

Conditions

- Smooth Bumpy Low traction Med traction High traction
 Sandy Soft dirt Grass Hard soil Clay Wet Dry Dusty Other

Front Suspension Shock Mounting&Camber link

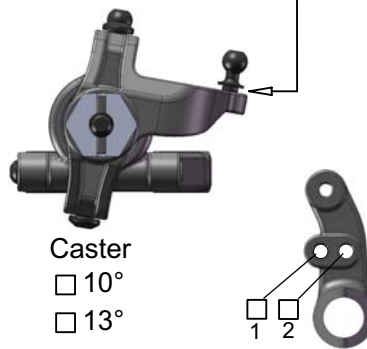


Anti-roll bar: _____ mm

Camber _____ °

Washers
_____ mm

Toe-in (+)/Out (-) _____ °
Bump Steep Spacer _____

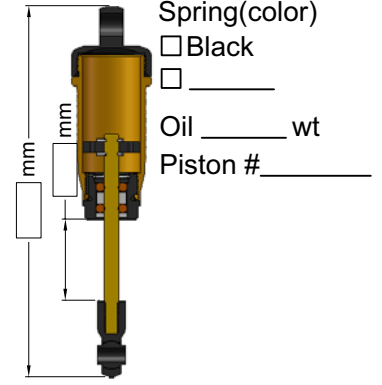


Caster

- 10°
 13°

Ride height _____

Front Shocks



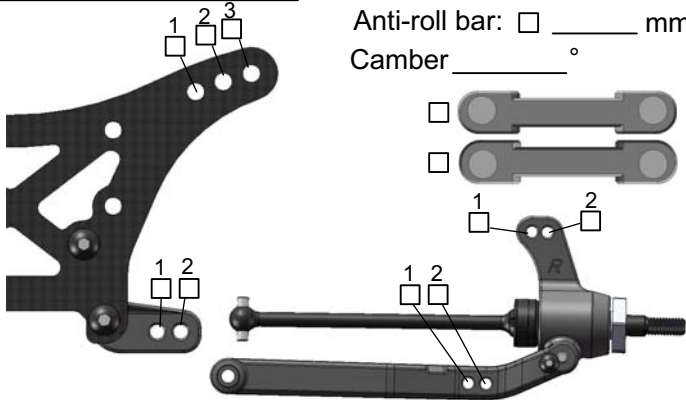
Spring(color)

Black

Oil _____ wt


Piston # _____

Rear Suspension Shock Mounting&Camber link



Anti-roll bar: _____ mm

Camber _____ °

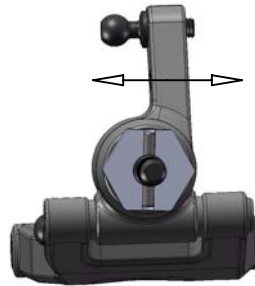


Wheelbase

Long

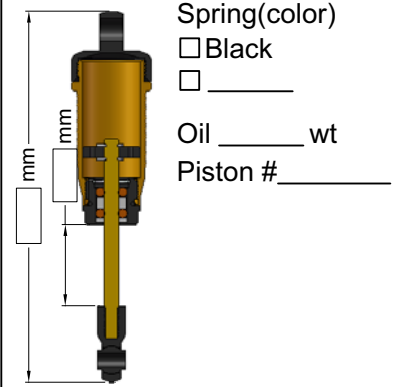
Medium

Short



Ride height _____

Rear Shocks



Spring(color)

Black

Oil _____ wt

Piston # _____

Front Diff

Brand _____

Oil wt _____

Rear Diff

Brand _____

Oil wt _____

Front Tires&Wheels

Front Tires _____

Inserts _____ Wheels _____

Rear Tires&Wheels

Rear Tires _____

Inserts _____ Wheels _____

Batteries

Servo _____

Esc _____

Batteries _____

Motor

Motor _____

Pinion/Spur _____ / _____

Other

Wing _____

Wing Angle 4° 10°



www.teamcracing.net