

TORREN

1:8 SCALE 4WD NITRO TRUGGY
TR8T CHASSIS



Team

Notiz

Danke das Sie sich für das Produkt Torch N Offroad Truggy von Team C entschieden haben. Diese Anleitung hilft Ihnen beim Zusammenbau des Torch N. Bitte nehmen Sie sich Zeit und lesen Sie sich die Anleitung genau durch.

Wir verbessern kontinuierlich unsere Produkte, so können die tatsächlichen Teile von den Abbildungen abweichen. Bitte schauen Sie zuerst auf unsere Homepage ob es neue Versionen von den Anleitungen oder neue Tips gibt, bevor Sie das zusammenbauen beginnen.

This manual is written in german language only. If you need a manual in your language please visit our website or contact your distributor!

Diese Anleitung wurde in deutscher Sprache verfasst. Sollten sie eine Anleitung in ihrer Sprache benötigen, besuchen sie unsere website oder kontaktieren sie ihren Vertriebsagenten.

Questo manuale è stato scritto in tedesco. Se avete bisogno del manuale nella tua lingua, si prega di visitare il nostro sito web o contattate il proprio distributore.

Este manual está escrito en aleman. Si necesita el manual en su idioma, por favor visite nuestro sitio web o contacte con su distribuidor.

Ce manuel est écrit en langue allemand. Si vous avez besoin d'un manuel dans votre langue s'il vous plaît visitez notre site web ou contactez votre distributeur!

Deze handleiding is geschreven in het duits taal beschikbaar. Als u een handleiding in uw eigen taal kunt u terecht op onze website of neem contact op met uw distributeur!

Generelle Information

DAS IST KEIN SPIELZUG!

Nicht geeignet für Kinder unter 14 Jahren ohne Aufsicht eines Erwachsenen.

Dies ist ein Hochleistungs Fahrzeug und darf aus Sicherheitsgründen nicht auf öffentlichen Straßen, in überfüllten Gebieten und umweltfreundlichen Bereichen oder in der Nähe von Kindern und Tieren gefahren werden.

Dieses Modell enthält rotierende Teile und Teile die während des Betriebes heiß werden können. Um Schäden und Verletzungen zu vermeiden ist Vorsicht beim Betrieb des Fahrzeuges geboten.

Dieses Produkt erfordert möglicherweise Reperatur- und Wartungsarbeiten.

Dieses Produkt ist durch Gewährleistung auf Material Defekte abgedeckt. Unfallschäden oder Wartungsschäden werden nicht von der Gewährleistung abgedeckt.

Batterien müssen in einwandfreiem Zustand sein und sollten immer voll geladen sein.

Nitro Modelle dürfen nur außerhalb von Gebäuden gefahren werden. Inhalieren von Auspuffabgasen kann zu gesundheitlichen Schäden führen.

Bewahren Sie Chemikalien unzugänglich von Kindern auf.

Stellen Sie sicher das Ihr Fahrzeug und das nötige Equipment in einwandfreiem Zustand ist, damit ein sicherer Betriebszustand gewährleistet ist und Sie Spaß am fahren haben.

Notice

Thank you for purchasing this Torch N Nitro Truggy by Team C. This manual shows instructions and tips to built and maintain your Torch N. Please take some time to read through to get familiar with the shown steps.

We continually improve our products, due to that, actual parts my be different to the illustrations. Please check our website for the latest versions manuals and tips before you start to built this model.

This manual is written in english language only. If you need a manual in your language please visit our website or contact your distributor!

Diese Anleitung wurde in englischer Sprache verfasst. Sollten sie eine Anleitung in ihrer Sprache benötigen, besuchen sie unsere website oder konaktieren sie ihren Vertriebsagenten.

Questo manuale è stato scritto in inglese. Se avete bisogno del manuale nella tua lingua, si prega di visitare il nostro sito web o contattate il proprio distributore.

Este manual está escrito en Inglés. Si necesita el manual en su idioma, por favor visite nuestro sitio web o contacte con su distribuidor.

Ce manuel est écrit en langue anglaise. Si vous avez besoin d'un manuel dans votre langue s'il vous plaît visitez notre site web ou contactez votre distributeur!

Deze handleiding is geschreven in het Engels taal beschikbaar. Als u een handleiding in uw eigen taal kunt u terecht op onze website of neem contact op met uw distributeur!

Generall Information

THIS IS NOT A TOY!

Not suitable for children under 14 years of age without adult supervision.

This is a high performance vehicle, for safety reason don't run on public streets, in crowded areas, environmentally areas or near children or animals.

This model contains rotating parts and parts which become hot during operation. Care must been taken to avoid damage or injuries.

This product may require some assembly and routine maintance.

This product is covered by warranty based on material defectives. Crash damage or maintenance failures are not covered under warranty.

Batteries should be used in good condition only, and need to be fully charged.

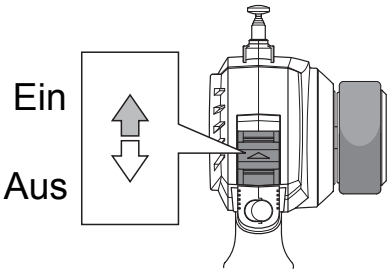
Nitro models should be driven outside of buildings only. Inhaling exhaust gases could cause health damage.

Keep chemicals stored out of the range of small children.

Make sure your model and equipment is in perfect condition before you use it, to ensure savety and fun while driving.

Funkfernsteuerung Einstellung

Einschalter



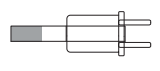
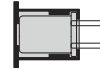
Antenne

Ziehen Sie die Antenne auf die maximale Länge für beste Leistung

27MHz Funkfernsteuerung Quarz (TX)


Funkfernsteuerung Quarz (TX)

Empfänger Quarz (RX)



Das Quarz kann ersetzt werden um Frequenzen zu ändern.
Anmerkung: Das Empfängerquarz muss auch getauscht werden!
Keine AM Quarze benutzen!

Akkuanzeige



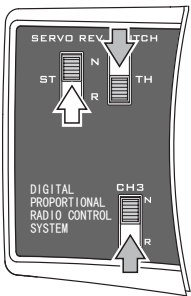
Volle Batterie



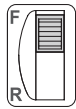
Schwache Batterie(Licht blinkt)

Reverse Schalter

! Servo Werkseinstellung



4 3 Kanal Schalter

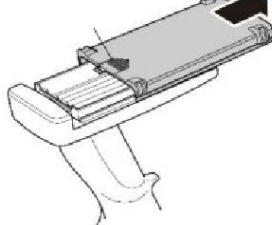


Dieser Schalter wird für optionale Anbauteile verwendet

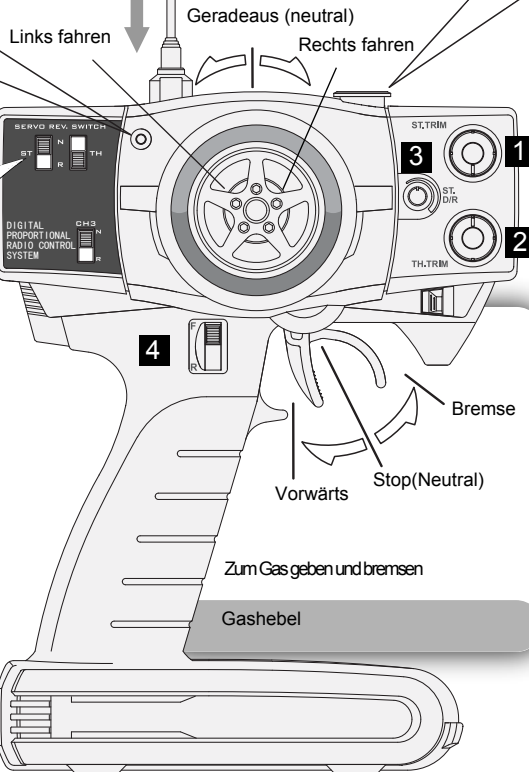
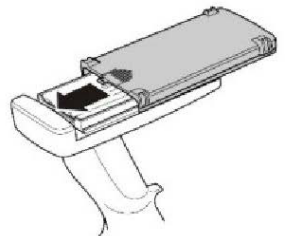
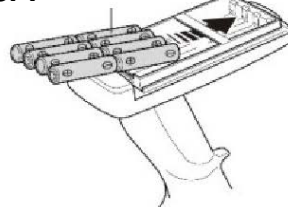
Funkfernsteuerung Batterien einlegen

Batteriefach an der Fernsteuerung öffnen.
Legen Sie die Batterien in angegebener Reihenfolge in die Batteriebox

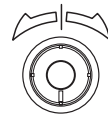
Batterie Abdeckung



8X AA Alkaline Batterien



1 Lenkung Trimmung



Zur Trimmung der Lenkung

2 Gas Trimmung



Zur Trimmung der Beschleunigung

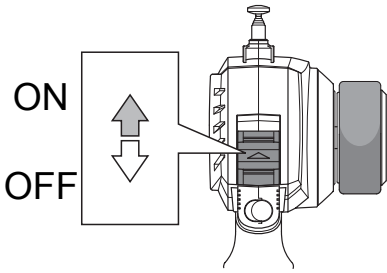
3 Lenkeinschlag



Zur Einstellung des Lenkeinschlages

Transmitter Preparation

Power Switch



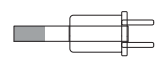
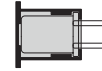
Antenna

Extend the antenna to the maximum Length for best performance

27MHz Transmitter Crystal (TX)


Transmitter crystal(TX)

Receiver crystal(RX)



The crystal can be replaced to change frequencies.
Note : You must also change receiver crystals!
Do not use AM crystals

Battery Level Indicator



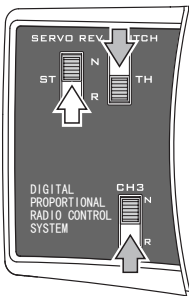
Good Batteries



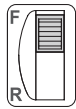
Low Batteries(Light Blinks)

Reverse Switch 反向开关

! Servo Factory Settings

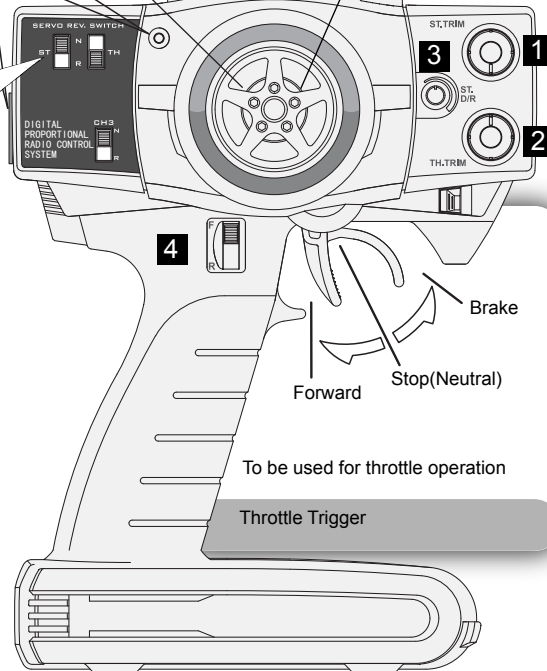


4 3ch Switch



This switch is used for optional parts.

Left turn Straight (neutral) Right turn



1 Steering Trim



To be used for trimming the steering operation

2 Throttle Trim



To be used for trimming the throttle operation

3 Steering Dual Rate

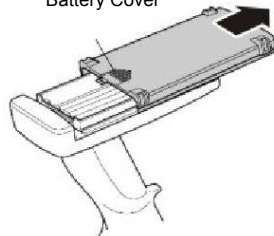


To be used to adjust steering servo throw

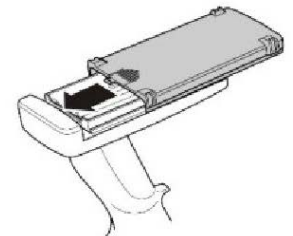
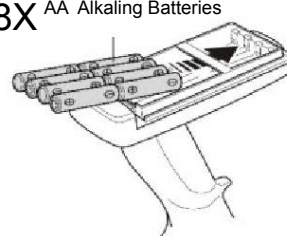
Transmitter Battery Installation

Open battery cover at the bottom of transmitter. Install batteries. Follow the direction of batteries designated in the inside of battery box.

Battery Cover



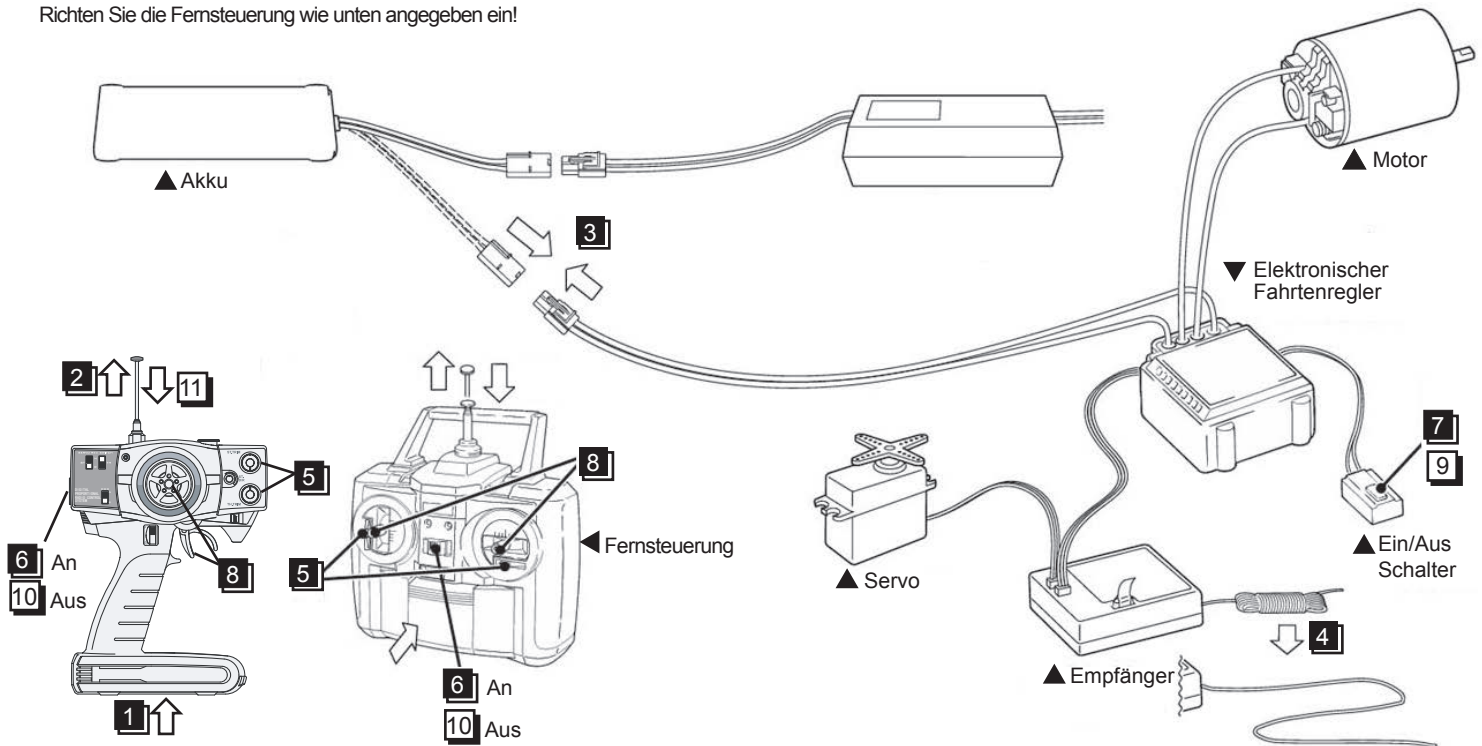
8X AA Alkaling Batteries



Funkfernsteuerung Einstellung

Ein neuer NiMH oder LiPo Akku muss vor Benutzung erst geladen werden. Informationen zum Laden finden Sie in der Ladegerätleitung.

Richten Sie die Fernsteuerung wie unten angegeben ein!



● Start

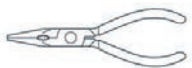
- 1 Batterien einlegen.(Fernsteuerung)
- 2 Antenne ausziehen.(Fernsteuerung)
- 3 Akku anschließen.
- 4 Antennenkable ausziehen.(Empfänger)
- 5 Trimmungen auf neutrale Position stellen.(Fernsteuerung)
- 6 Einschalten.(Fernsteuerung)
- 7 Einschalten.(Fahrtenregler)
- 8 Sicherstellen das die Servos Befehle von der Fernsteuerung erhalten.(Fernsteuerung)

● Ende

- 9 Ausschalten.(Fahrtenregler)
- 10 Ausschalten.(Fernsteuerung)
- 11 Antenne einfahren.(Fernsteuerung)

Benötigte Werkzeuge

● Spitzzange



● Pinzette



● Schmiermittel



● Schrauben
Sicherungslack



● Sekundenkleber
oder Reifenklebe



● Kugeldifferential Fett (klar)



● Karosserielochbohrer



● Seitenschneider



● Karosserieschere &
Schmiergelpapier

● Molybdem Fett (schwarz)



● Cuttermesser



● Sechskant-
schlüssel



● Kreuzschlüssel



Um exakte Löcher zu bohren.
(1mm bis 15mm) Löcher können gebohrt
werden.

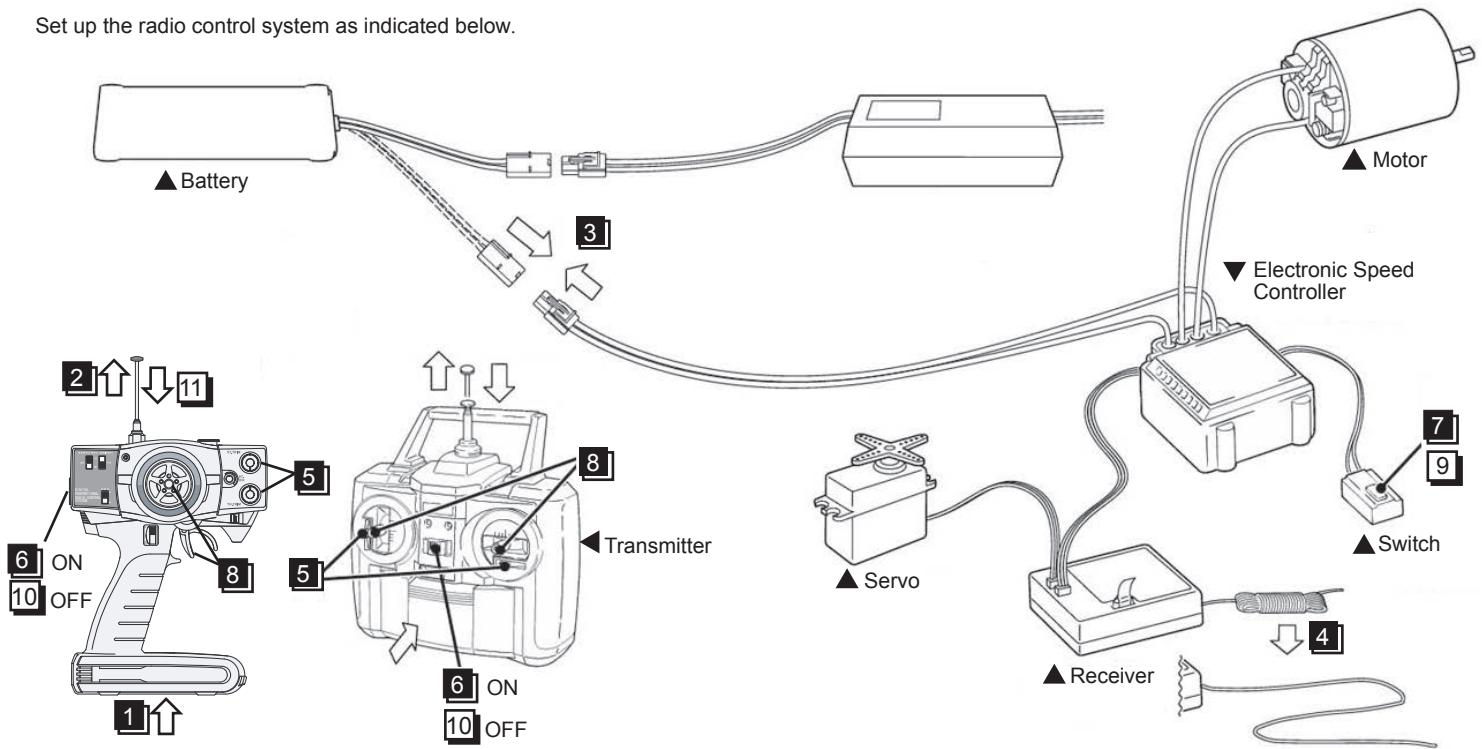


Zur Karosserie ausschneiden!

Transmitter Preparation

A new Ni-MH battery must be charged before it is used. Refer to the charger instruction manual for charging.

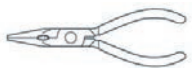
Set up the radio control system as indicated below.



- **Start**
 - 1 Install batteries.(Transmitter)
 - 2 Extend the antenna.(Transmitter)
 - 3 Connect the battery
 - 4 Extend the antenna.(Receiver)
 - 5 Center the trims.
 - 6 Switch on.(Transmitter)
 - 7 Switch on.(Receiver)
 - 8 Make sure the servos are in command.
- **Finish**
 - 9 Switch off.(Receiver)
 - 10 Switch off.(Transmitter)
 - 11 Retract the antenna(Transmitter)

Tools required

● Needle Nose Pliers



● Awl



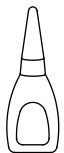
● Grease



● Screw Cement



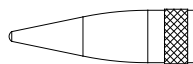
● **H162**
Instant Glue



● Differential Grease



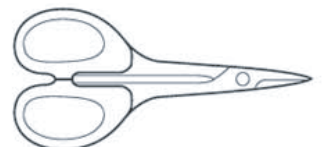
● **H154**
Body Reamer



● Wire Cutters



● **H096**
ROUND CUTTER

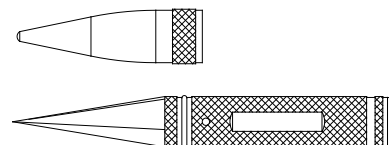


● Molybdenum Grease(Black)



● Hex Wrench

● Hex Wrench



● Sharp Hobby knife



No need to pre-drill precise holes
(1mm to 15mm) can be drilled

For trimming bodies!

1 Servo Saver Turnbuckle
Servo Saver Gewindestange

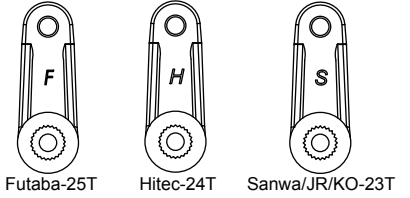
Bag-A

1:1

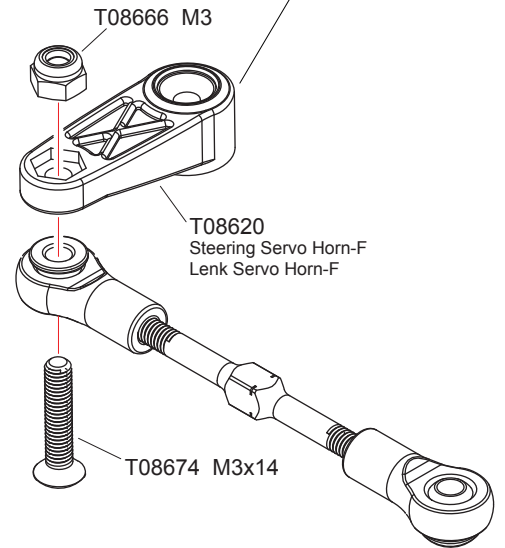
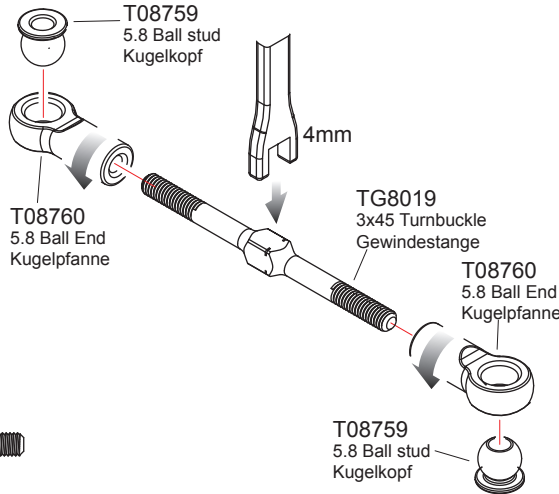


▲ Projection. Note direction
Hinweis Richtung

Select the servo horn matching the servo being used.
Wählen Sie ein Servo Horn für Ihr Servo.



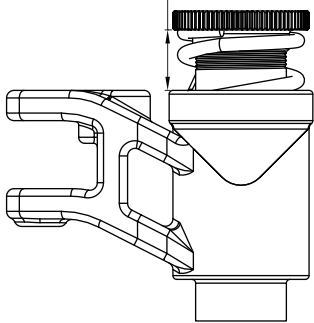
- T08760 5.8 Ball End Kugelpfanne2
- T08759 5.8 Ball stud Kugelkopf2
- T08666 M3 Nylon Nut Nylon Mutter1
- T08674 M3x14 Screw Schraube1
- TG8019 3x45 Turnbuckle Gewindestange1



2 Buffer Servo Saver

Bag-A

Approx. 8mm
circa. 8mm



- T08702 Buffer Screw Schraube Ackermannstrebe2
- T08702 3.6x7x0.8 Washer Beilagscheibe2
- T02081 3x7x0.8 Washer Beilagscheibe2
- T08666 M3 Nylon Nut Nylon Mutter1
- T08674 M3x14 Screw Schraube1

T08724 Servo Saver Nut Servo Saver Mutter

T08724 Servo Saver Spring Servo Saver Feder

T08762 Servo Saver-Top Servo Saver oben

T08762 Servo Saver-Bottom Servo Saver unten

T08724 Servo Saver Body Servo Saver Gehäuse

T08674 M3x14

T08666 M3

T08702 Buffer Screw Schraube Ackermannstrebe
T08702 3.6x7x0.8

T08702 Steering Rack Ackermannstrebe

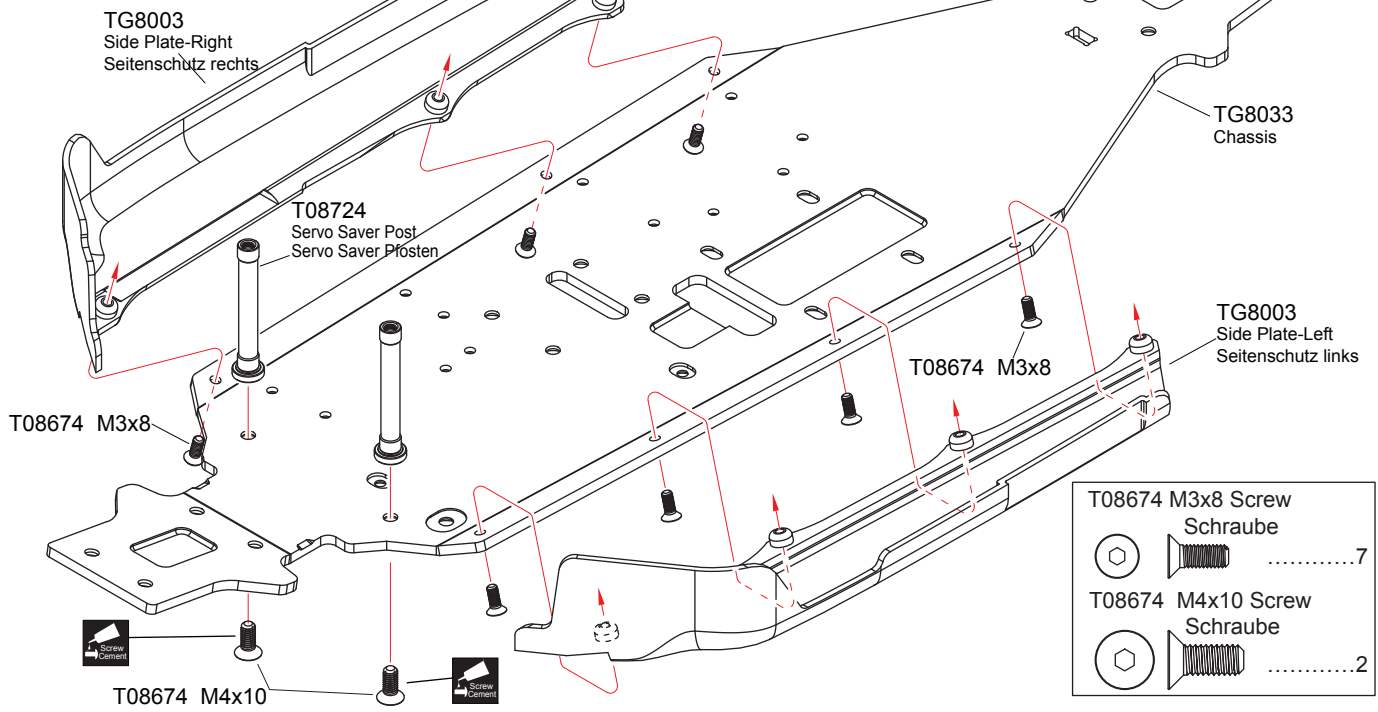
T02081 3x7x0.8

T08762 Servo Saver-Left Servo Saver links

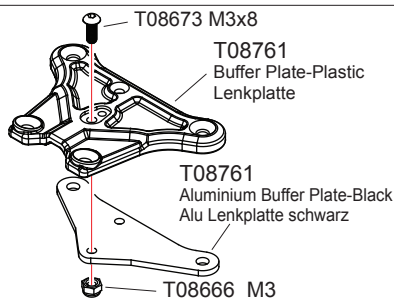
1:1 True-to -scale diagram
1:1 Größe

3 Servo Saver Post/Side Plate
Servo Saver Pfosten/Seitenschutz

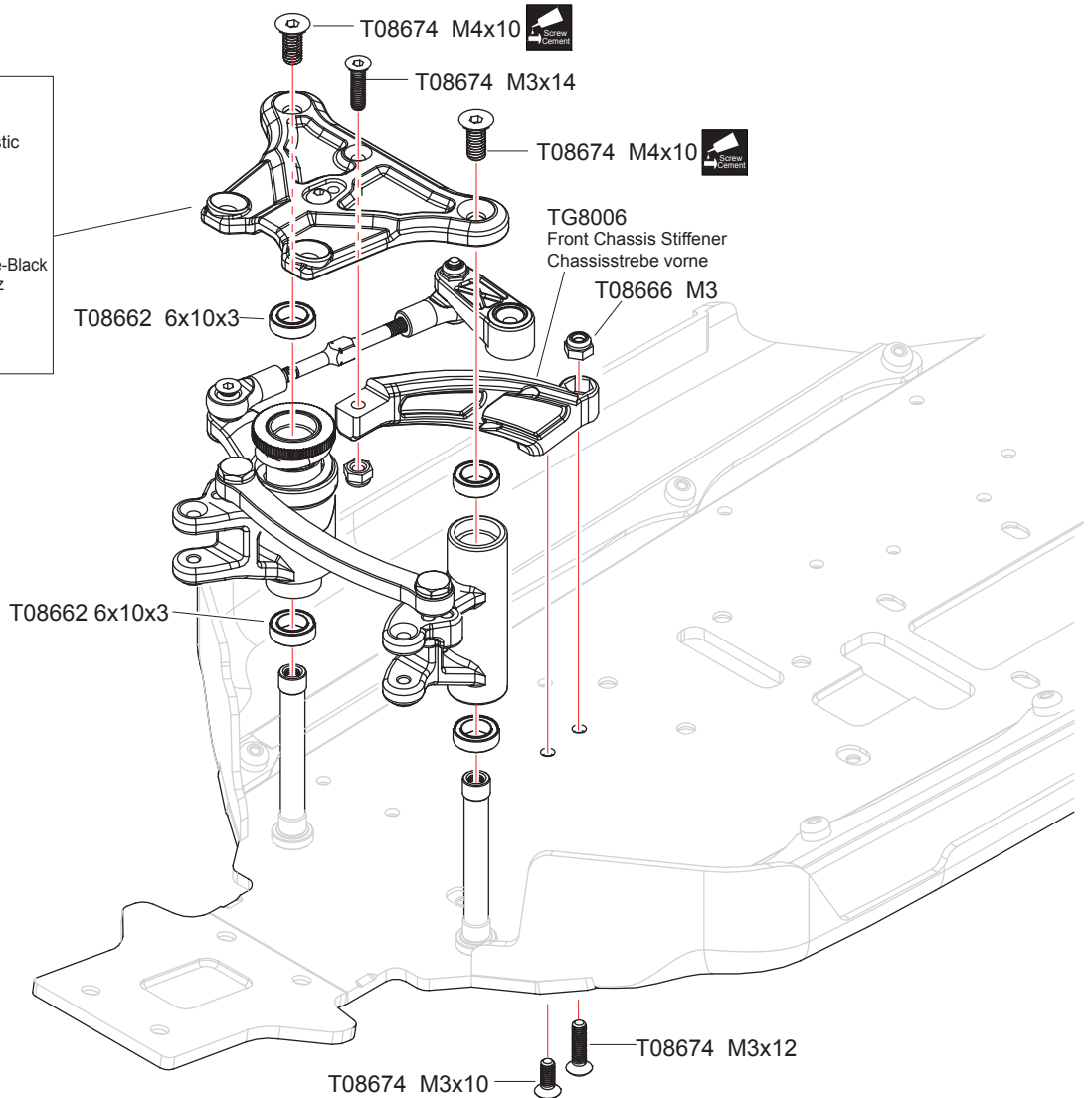
Bag - A Bag - B



4 Buffer Servo Saver **Bag - A**



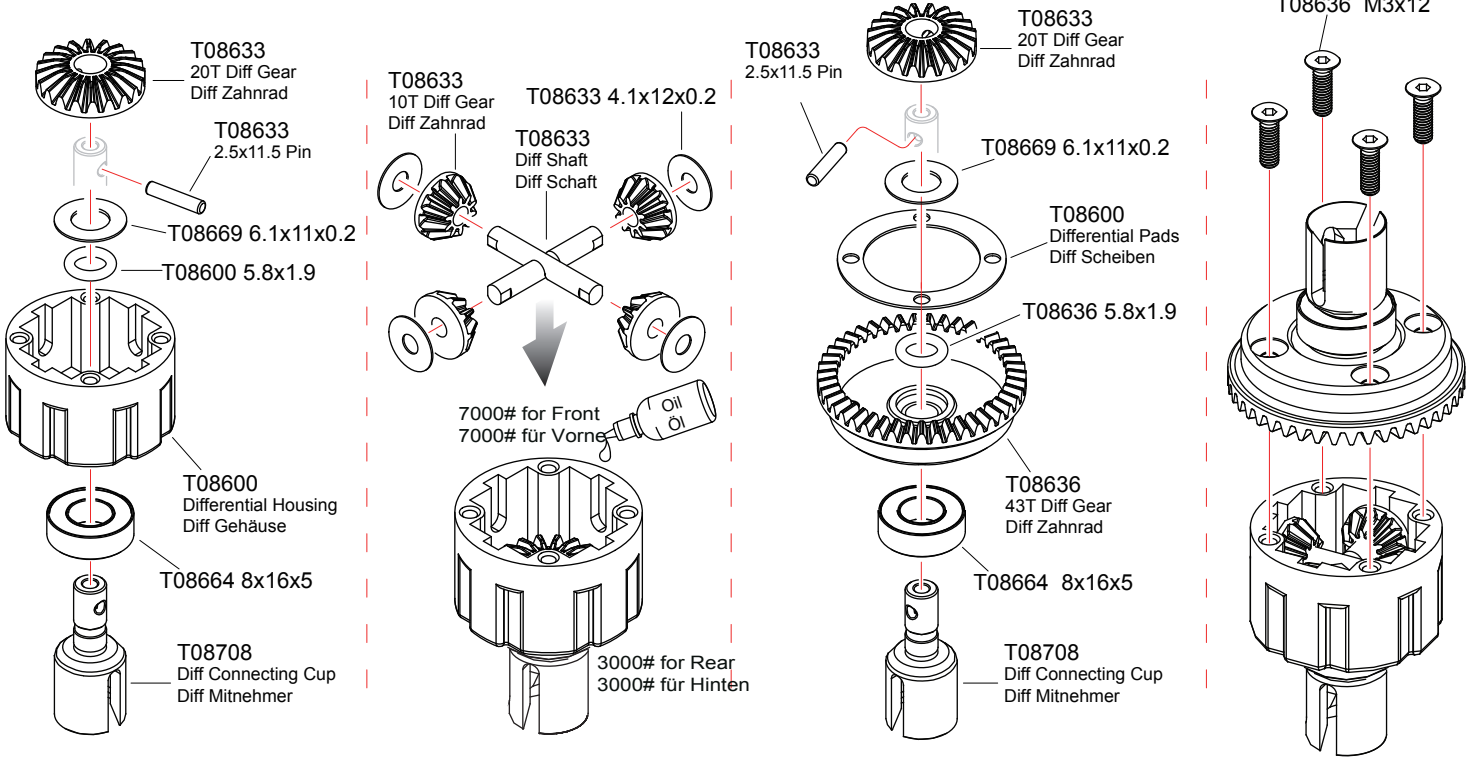
- T08674 M3x8 Screw
Schraube1
- T08674 M3x10 Screw
Schraube1
- T08674 M3x12 Screw
Schraube1
- T08674 M3x14 Screw
Schraube1
- T08674 M4x10 Screw
Schraube2
- T08662 6x10x3 Ball Bearing
Kugellager4
- T08666 M3 Nylon Nut
Nylon Mutter3



Apply threadlock
Schraubensicherungslack verwenden

5 Front/Rear Differential
Diff vorne/hinten

x2 Bag-C

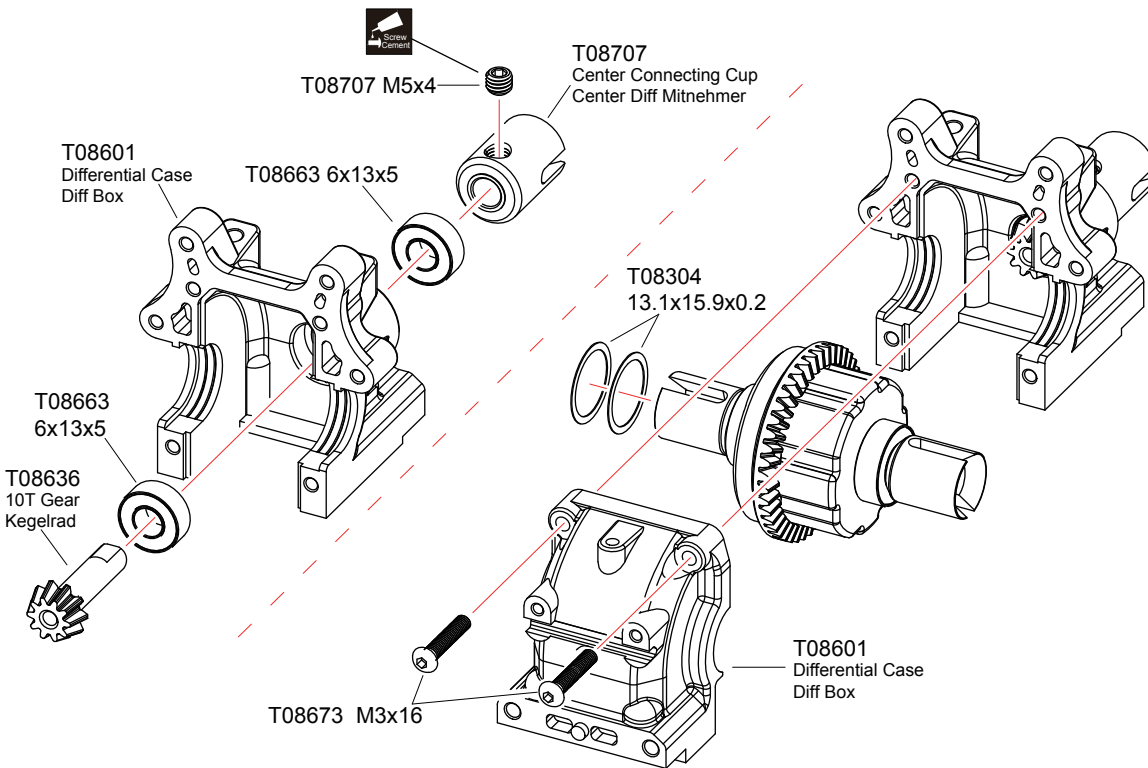


T08600/T08636 5.8x1.9 O-Ring	T08633 4.1x12x0.2 Washer Beilagscheibe	T08669 6.1x11x0.2 Washer Beilagscheibe	T08664 8x16x5 Ball Bearing Kugellager	T08636 M3x12 Screw Schraube
.....48448

6 Front Differential Case
Diff Box vorne

Bag-C Bag-D Bag-E

x2



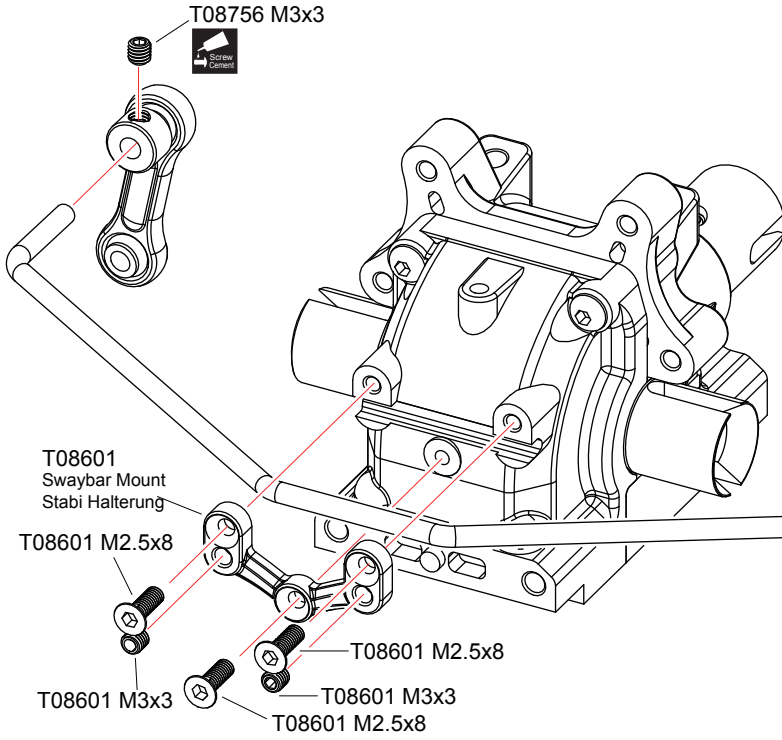
T08663 6x13x5 Ball Bearing Kugellager4
T08304 13.1x15.9x0.2 Washer Beilagscheibe4
T08673 M3x16 Screw Schraube4
T08707 M5x4 Screw Schraube2

Apply threadlock
Schraubensicherungs-lack verwenden

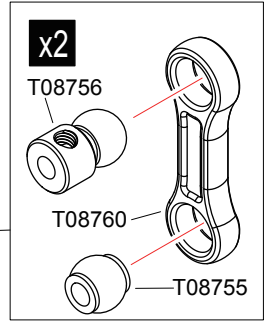
Assemble as many times as specified

So oft montieren wie angegeben

7 Front Swaybar
Stabi vorne **Bag-D**

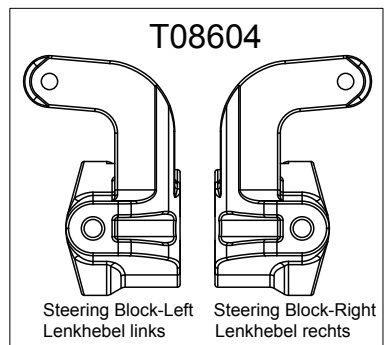
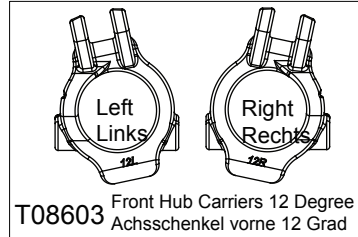
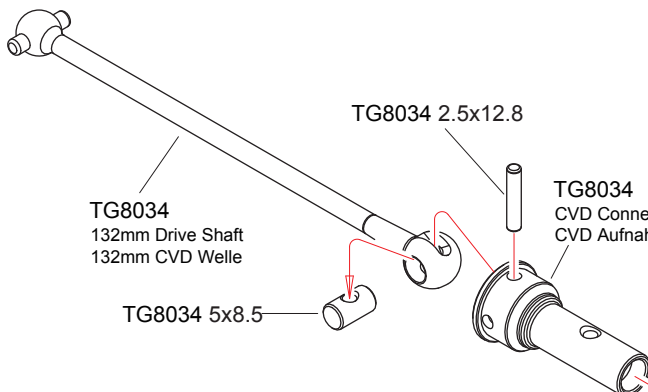


- | | |
|--------------------------------------|------------------------------------|
| T08674 M2.5x8 Screw
Schraube | T08755 6.8 Ball stud
Kugelkopf |
| | |
| 3 | 2 |
| T08601/T08756 M3x3 Screw
Schraube | T08760 6.8 Ball End
Kugelpfanne |
| | |
| 4 | 2 |
| T08756 6.8 Ball stud
Kugelkopf | |
| | |
| 2 | |

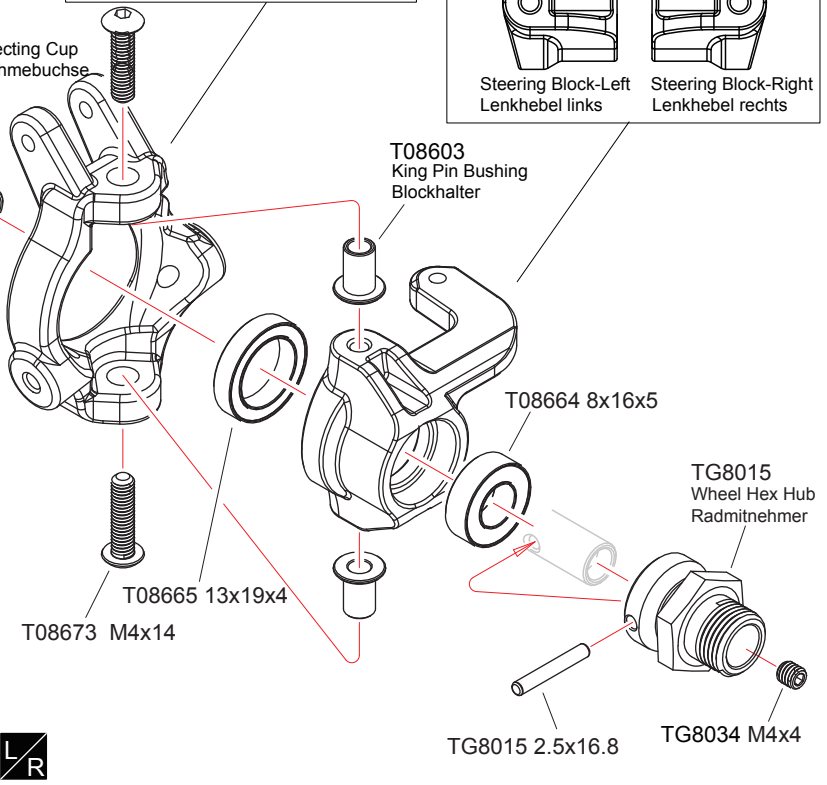


T08606

8 Front Hub Carrier
Achsschenkel vorne **Bag - D**



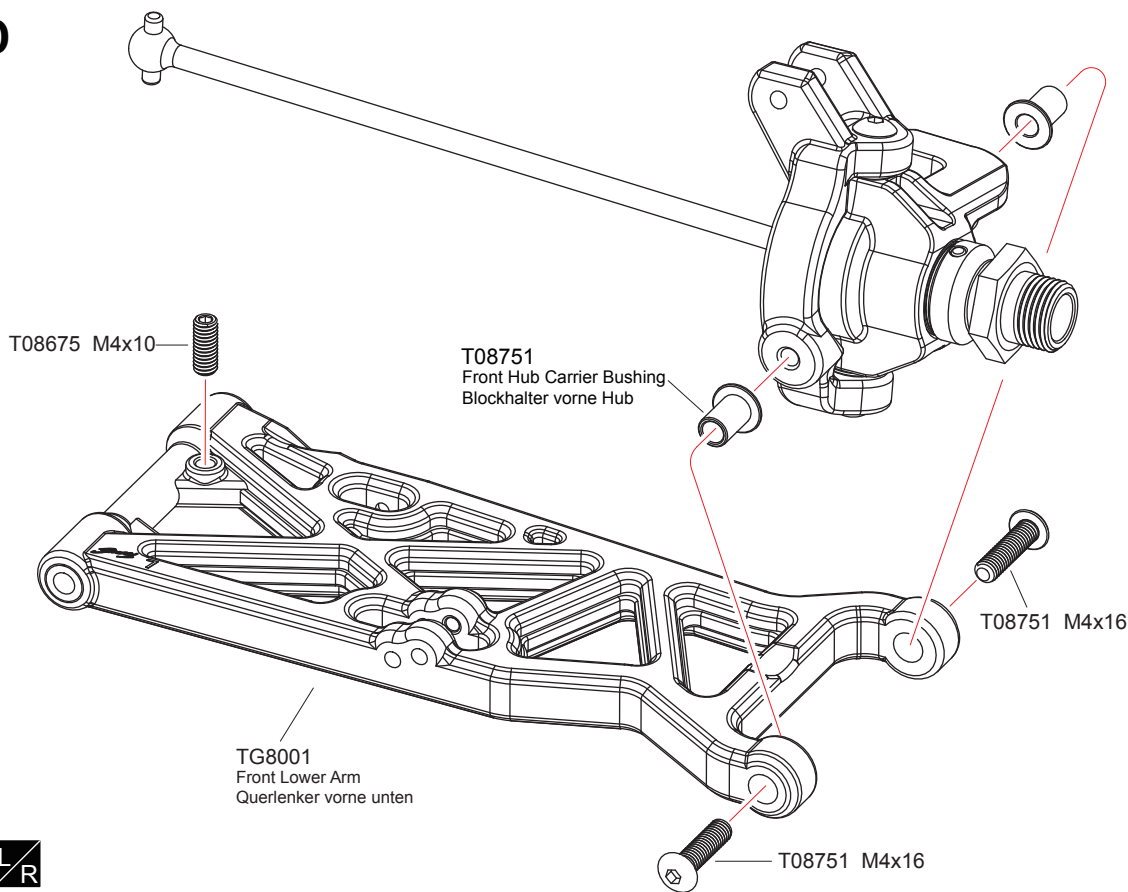
- | | |
|---|--|
| TG8034 2.5x12.8 Pin | TG8034 5x8.5 CVD Shaft
CVD Schaft |
| | |
| 2 | 2 |
| T08665 13x19x4 Ball Bearing
Kugellager | T08603 King Pin Bushing
Blockhalter |
| | |
| 2 | 4 |
| T08664 8x16x5 Ball Bearing
Kugellager | TG8015 2.5x16.8 Pin |
| | |
| 2 | 2 |
| TG8034 M4x4 Screw
Schraube | TG8034 M4x4 Screw
Schraube |
| | |
| 2 | 4 |
| T08673 M4x14 Screw
Schraube | |
| | |
| 4 | |



Assemble both Left and Right
Beide Seiten (links/rechts) auf
die gleiche Weise montieren

Assemble as many times as specified
So oft montieren wie angegeben

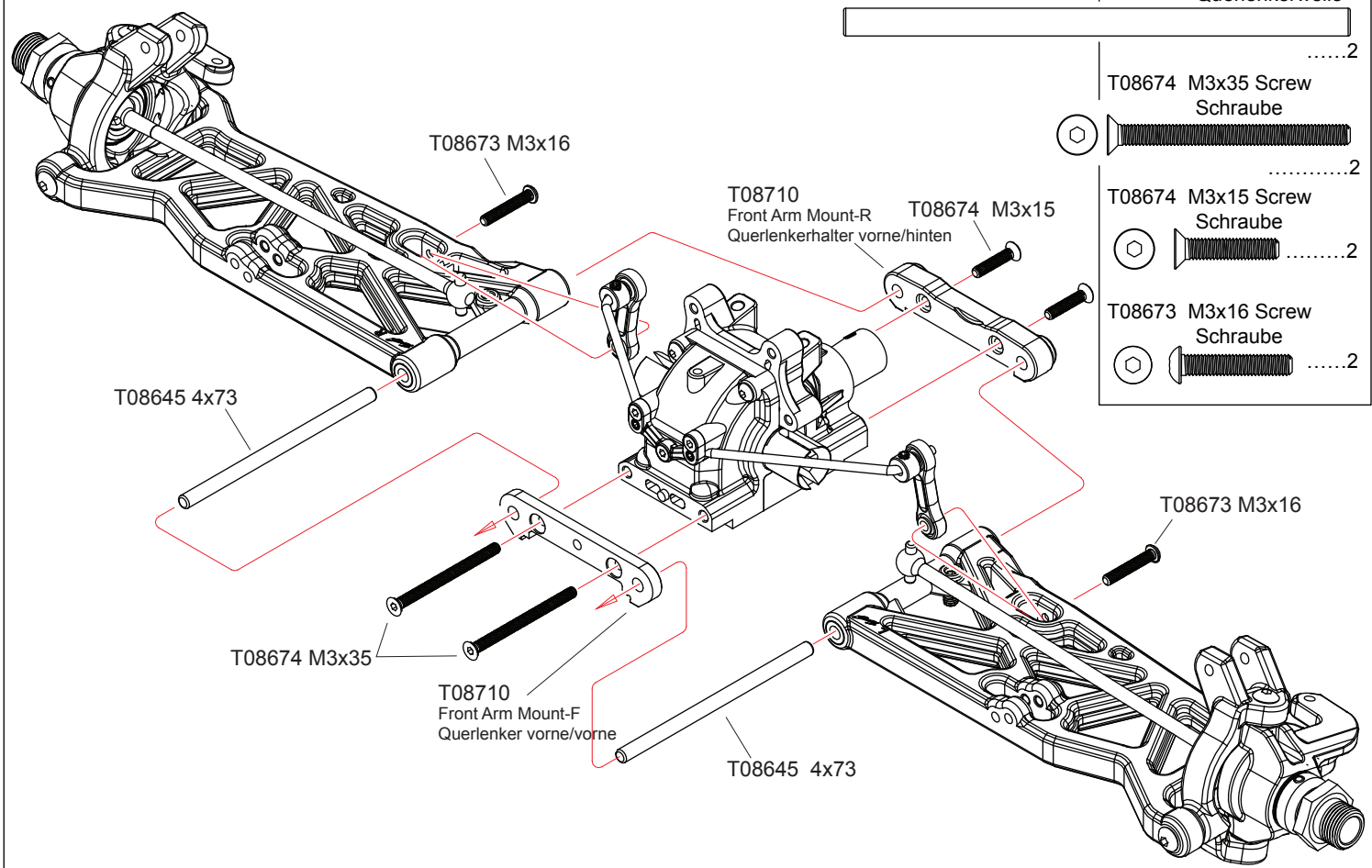
9 Front Hub Carrier
Achsschenkel vorne **Bag-D**



- | | | |
|---|--|--------|
| T08675 M4x10 Screw
Schraube | |2 |
| T08751 Front Hub Carrier Bushing
Blockhalter vorne Hub | |4 |
| T08751 M4x16 Screw
Schraube | |4 |



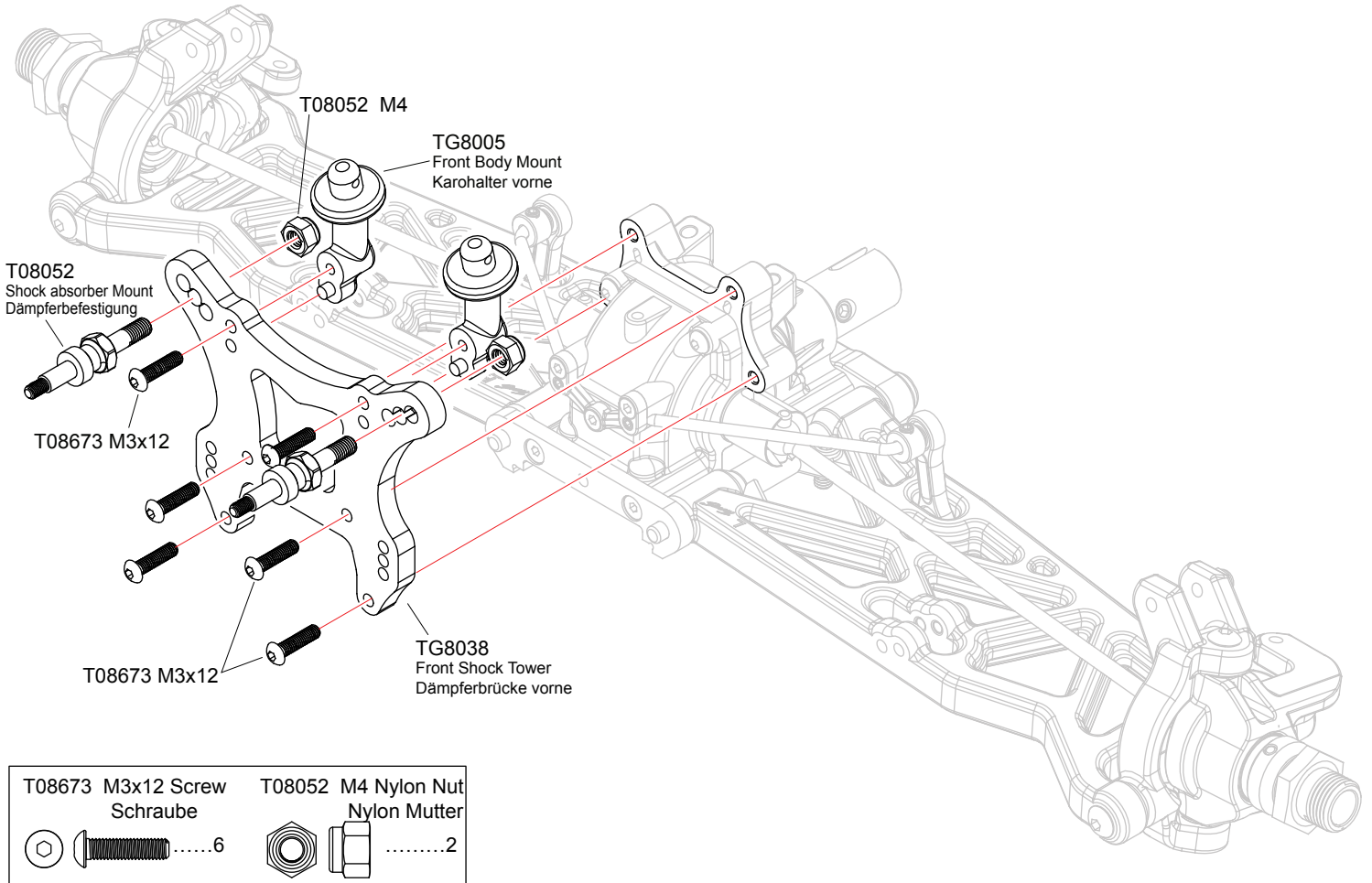
10 Front Suspension
Vordere Aufhängung **Bag-D**



- | | | |
|--|--|--------|
| T08645 4x73 Arm Pin
Querlenkerwelle | |2 |
| T08674 M3x35 Screw
Schraube | |2 |
| T08674 M3x15 Screw
Schraube | |2 |
| T08673 M3x16 Screw
Schraube | |2 |

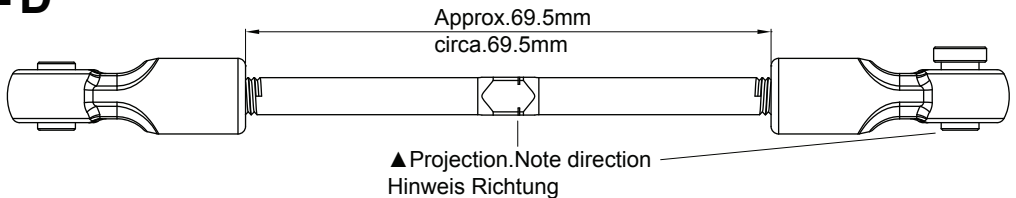
Assemble both Left and Right
Beide Seiten (links/rechts) auf die gleiche Weise montieren

11 Front Shock Tower
Dämpferbrücke vorne **Bag-D**

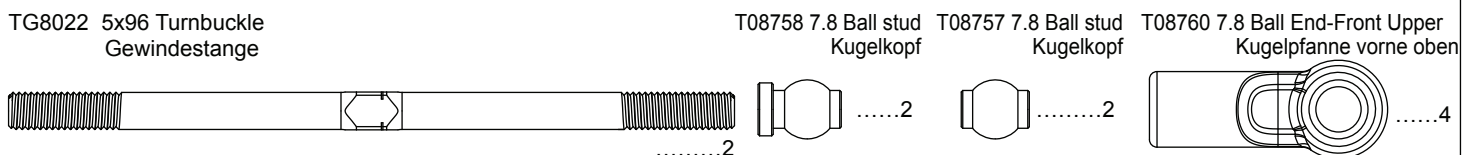
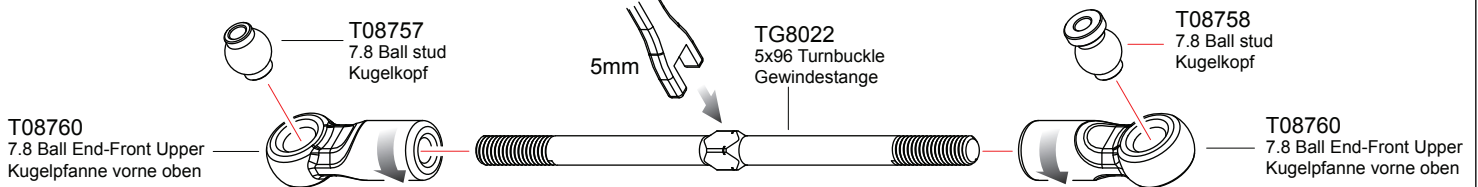
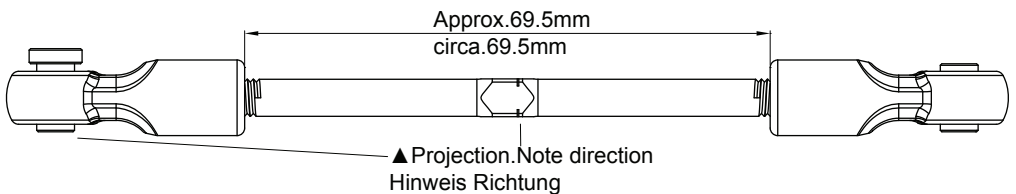


12 Front Upper Turnbuckle
Gewindestange vorne oben **Bag- D**

1:1 **x1** Front Upper-Left
Vorne oben links



1:1 **x1** Front Upper-Right
Vorne oben rechts



1:1 True-to -scale diagram
1:1 Größe

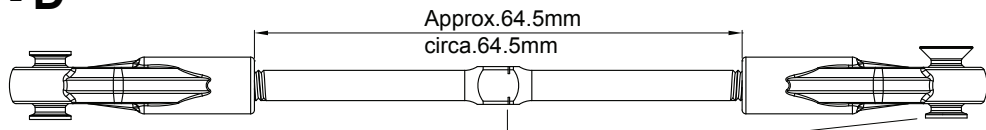
x1 Assemble as many times as specified

So oft montieren wie angegeben

13 Steering Turnbuckle
Gewindestange Lenkung

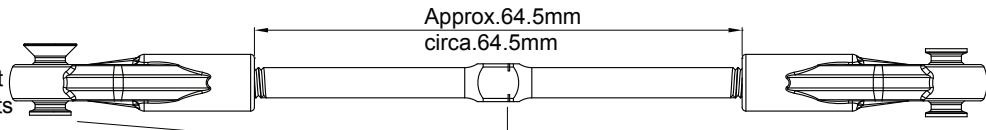
Bag - D

1:1 **x1** Steering-Left
Lenkung links

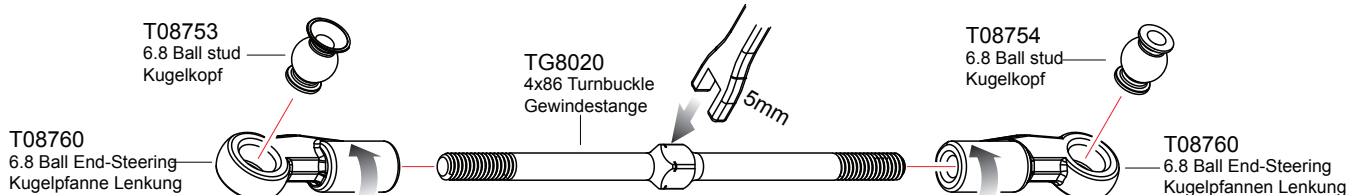


▲ Projection. Note direction
Hinweis Richtung

1:1 **x1** Steering-Right
Lenkung rechts



▲ Projection. Note direction
Hinweis Richtung

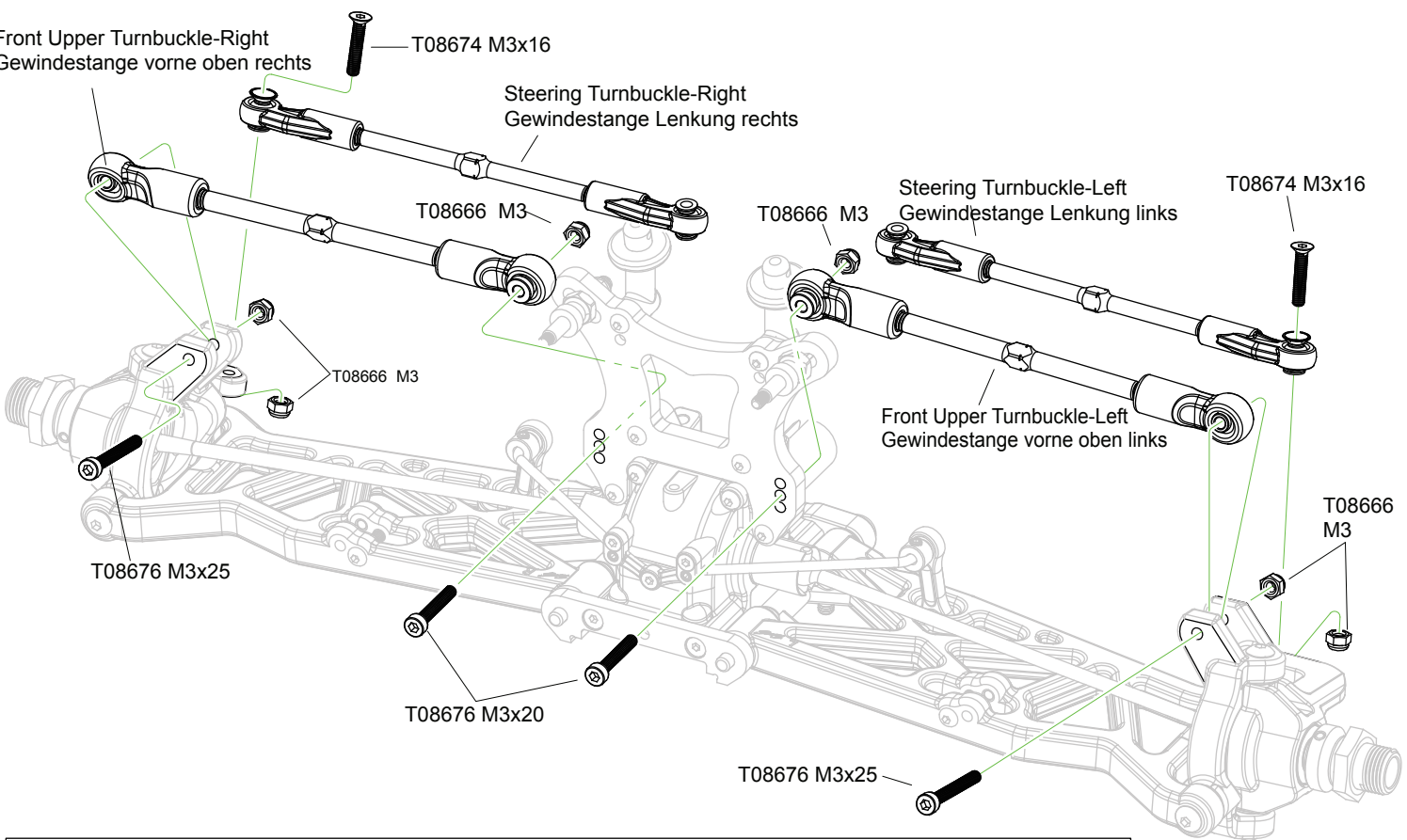


TG8020 4x86 Turnbuckle Gewindestange2	T08753 6.8 Ball stud Kugelkopf2	T08754 6.8 Ball stud Kugelkopf2	T08760 6.8 Ball End-Steering Kugelpfanne Lenkung4
--	--	--	--

14 Front Upper/Steering Turnbuckle
Gewindestange vorne oben Lenkung

Bag - D

Front Upper Turnbuckle-Right
Gewindestange vorne oben rechts



T08674 M3x16 Screw Schraube2	T08666 M3 Nylon Nut Nylon Mutter6	T08676 M3x25 Screw Schraube2	T08676 M3x20 Screw Schraube2
---------------------------------------	--	---------------------------------------	---------------------------------------

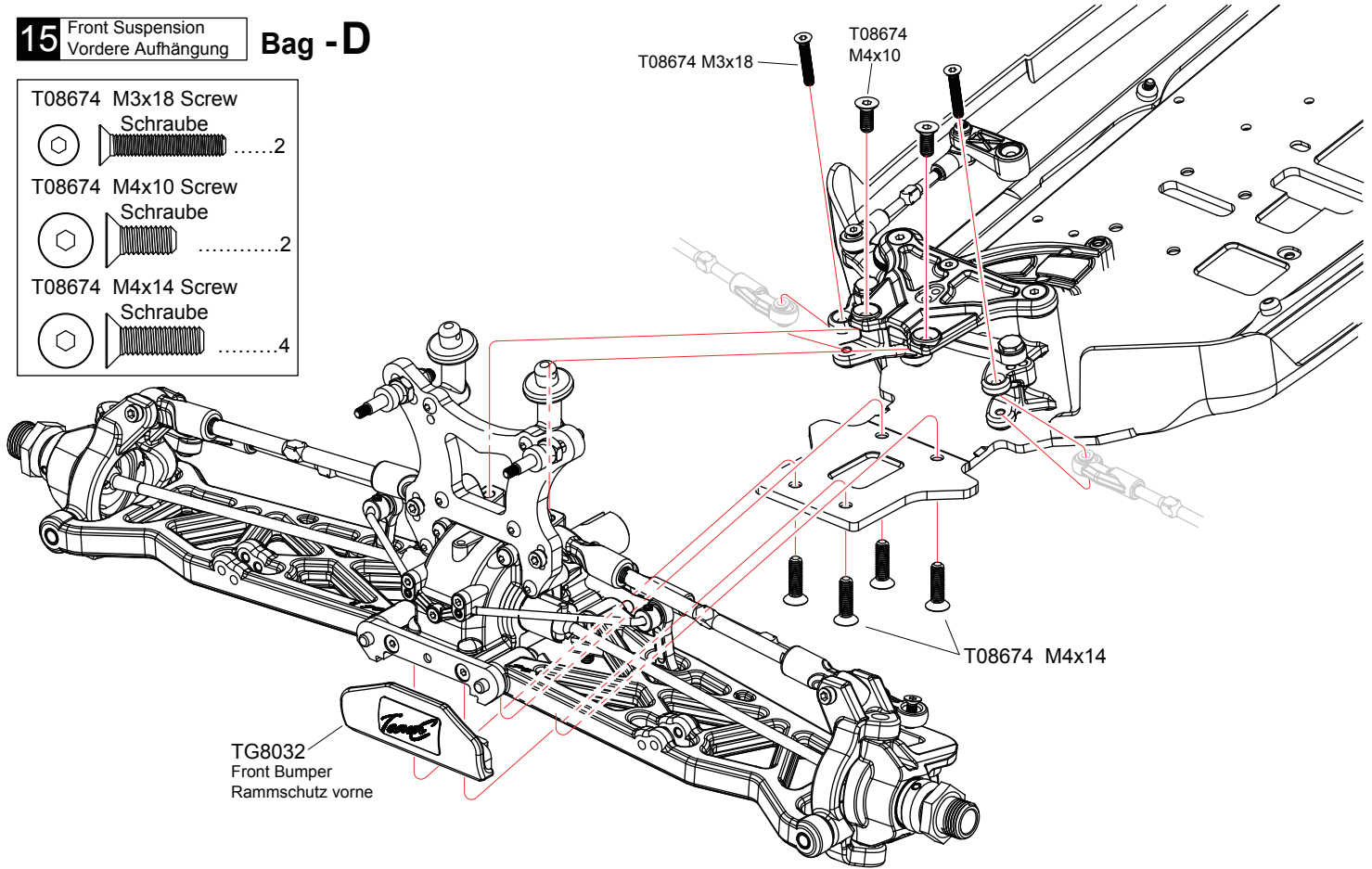
1:1 True-to -scale diagram
1:1 Größe

x1 Assemble as many times as specified

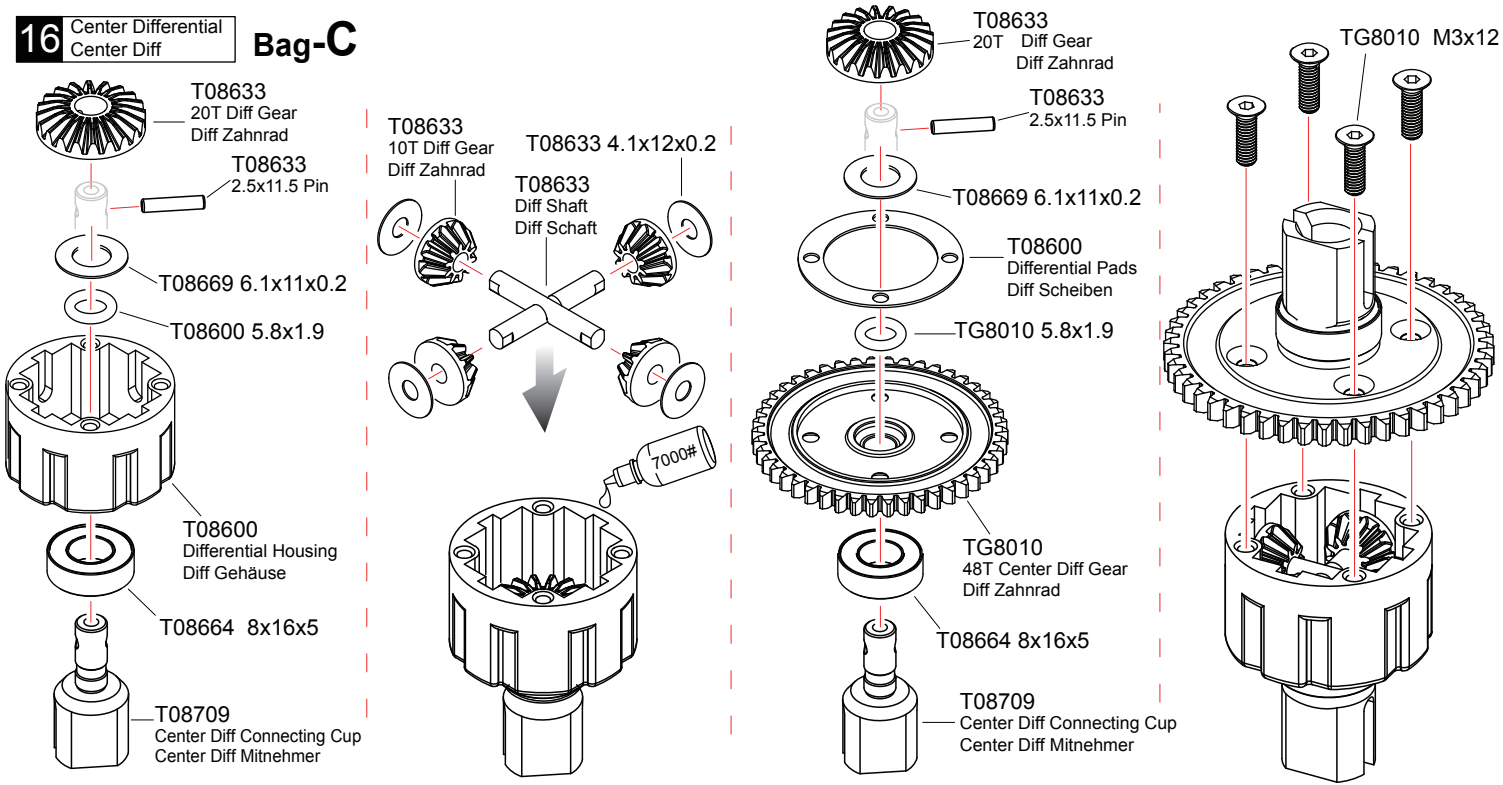
So oft montieren wie angegeben

15 Front Suspension
Vordere Aufhängung **Bag - D**

- T08674 M3x18 Screw
Schraube2
- T08674 M4x10 Screw
Schraube2
- T08674 M4x14 Screw
Schraube4



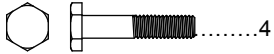
16 Center Differential
Center Diff **Bag-C**



- | | | | |
|------------------------------|---|---|--|
| T08600/TG8010 5.8x1.9 O-Ring | T08633 4.1x12x0.2 Washer
Beilagscheibe | T08669 6.1x11x0.2 Washer
Beilagscheibe | T08664 8x16x5 Ball Bearing
Kugellager |
|2 |4 |2 |2 |
|2 |4 |2 |4 |

17 Brake
Bremse **Bag-C**

T08781 Brake Screw
Bremschraube



T08602
Center Differential Mount-Front Top
Center Diff Halter vorne oben

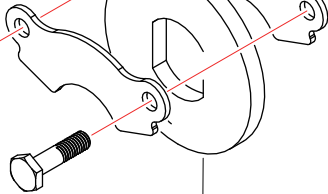
T08602
Center Differential Mount-Rear Top
Center Diff Halter hinten oben

T08723
Disk Brake Plate
Bremscheibenplatte

T08602
Center Differential Mount-Rear Bottom
Center Diff Halter hinten unten

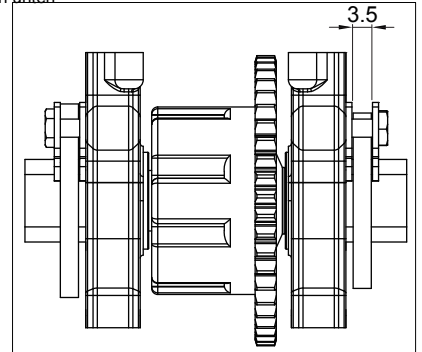
T08723
Brake Disk Rotor-Small
Brems Scheibe klein

T08602
Brake Screw
Bremschraube



T08723
Brake Disk Rotor-Big
Brems Scheibe groß

T08602
Center Differential Mount-Front Bottom
Center Diff Halter vorne unten

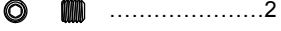


18 Brake
Bremse **Bag-C**

T08722 5x8x2.5 Plastic Washer
Beilagscheibe



T08653 M3x3 Screw
Schraube



T08602 M3x8 Screw
Schraube



T08602 M3x30 Screw
Schraube



T08602 M3x30

T08602 M3x8

T08653
Brake Rod
Bremsstange

T08653 M3x3

T08602

T08722 5x8x2.5

T08653 M3x3

T08722 5x8x2.5

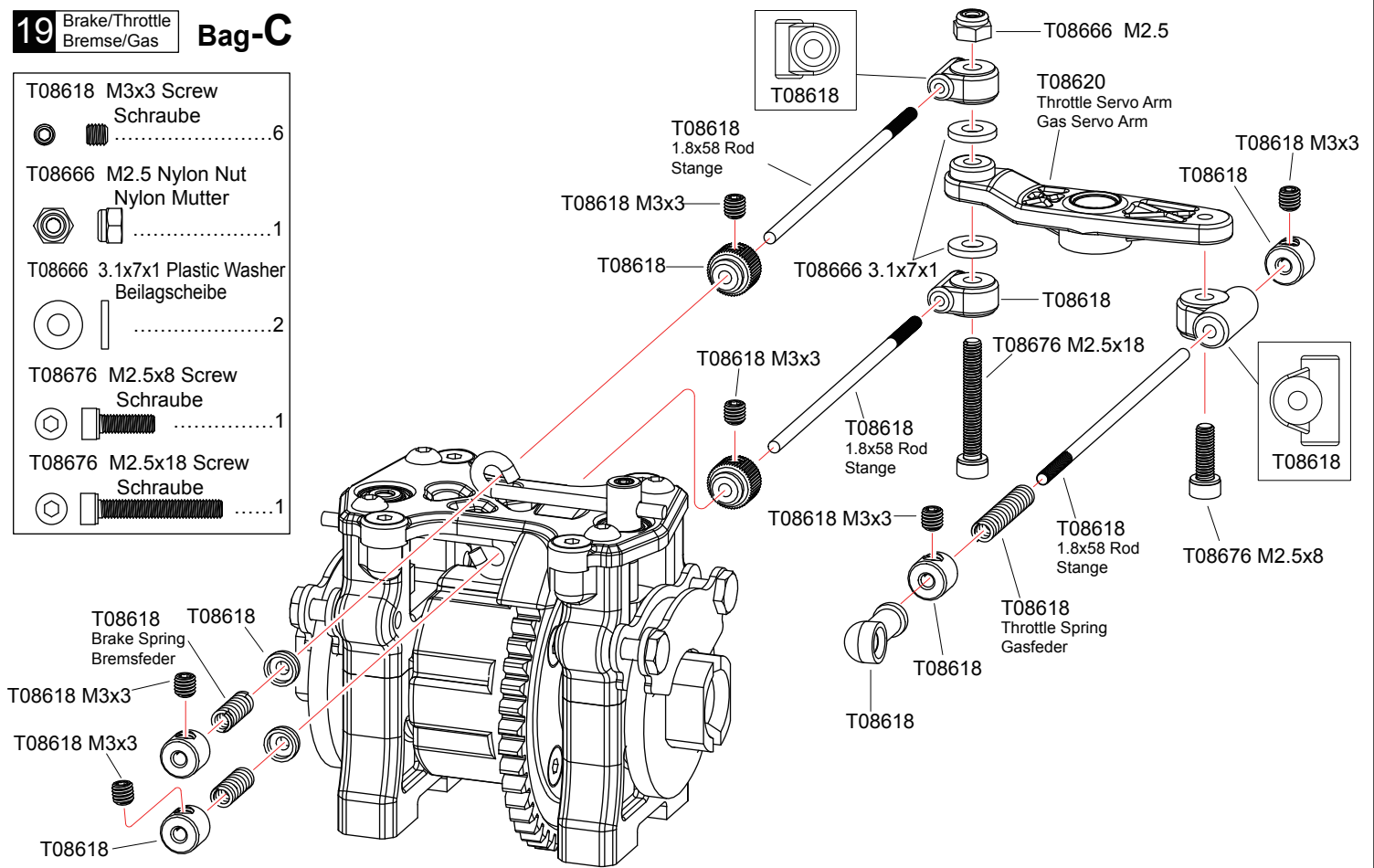
T08653
Brake Shaft-Front
Bremsstange vorne

T08653
Brake Shaft-Rear
Bremsstange hinten

T08653
Brake Rod
Bremsstange

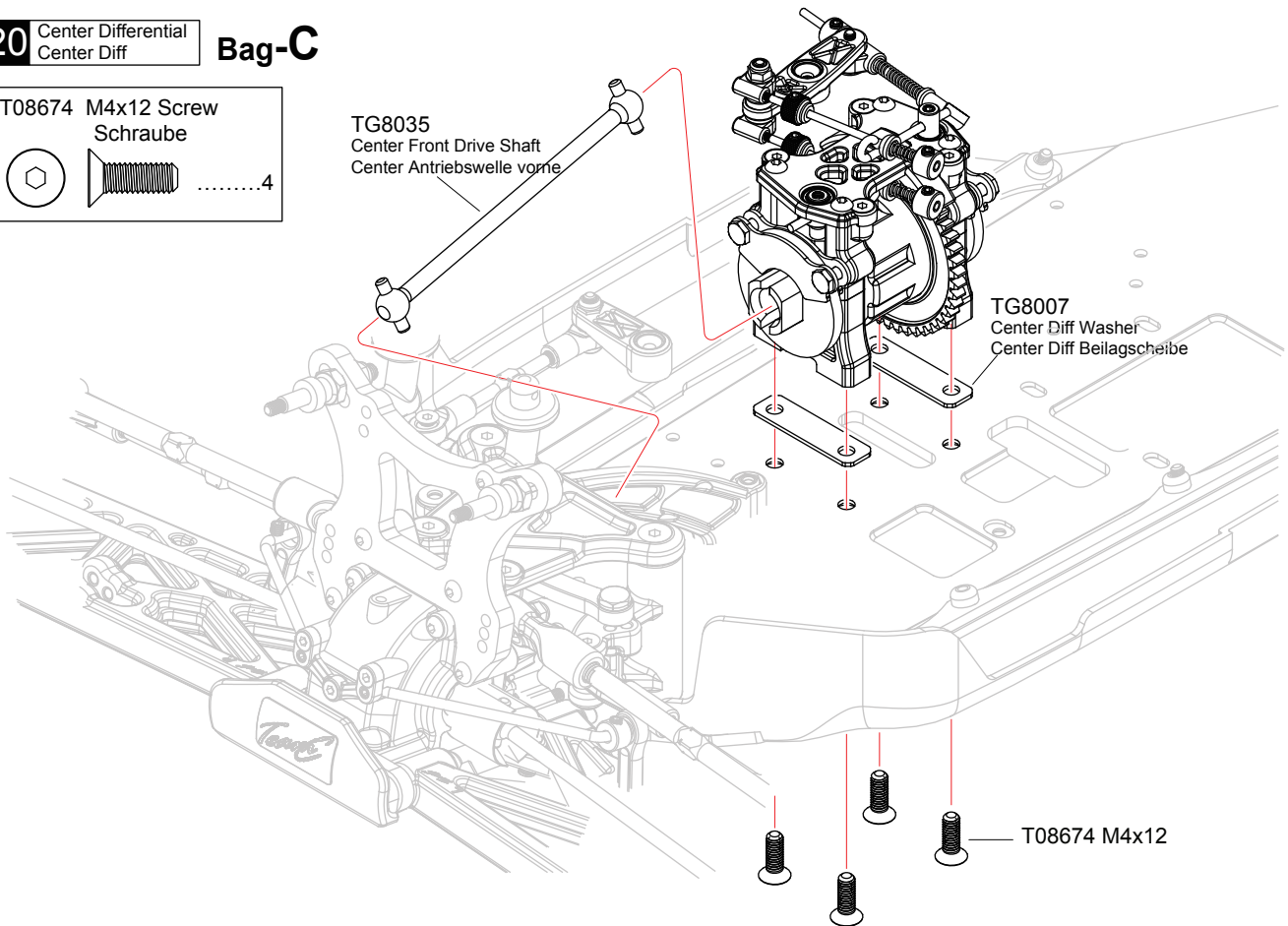
19 Brake/Throttle
Bremsen/Gas **Bag-C**

- T08618 M3x3 Screw
Schraube6
- T08666 M2.5 Nylon Nut
Nylon Mutter1
- T08666 3.1x7x1 Plastic Washer
Beilagscheibe2
- T08676 M2.5x8 Screw
Schraube1
- T08676 M2.5x18 Screw
Schraube1

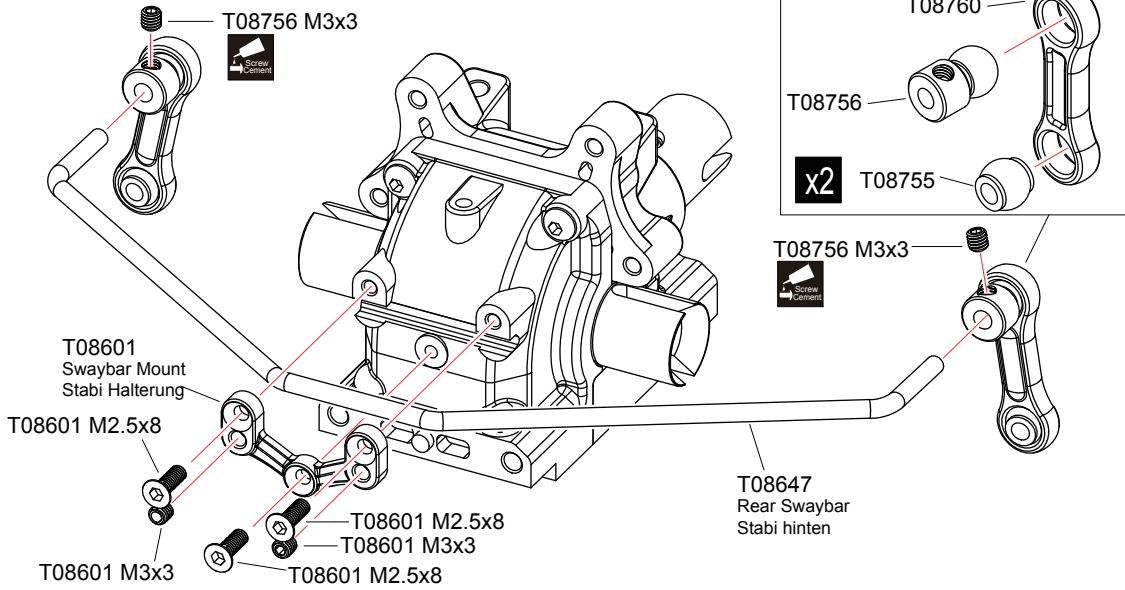


20 Center Differential
Center Diff **Bag-C**

- T08674 M4x12 Screw
Schraube4

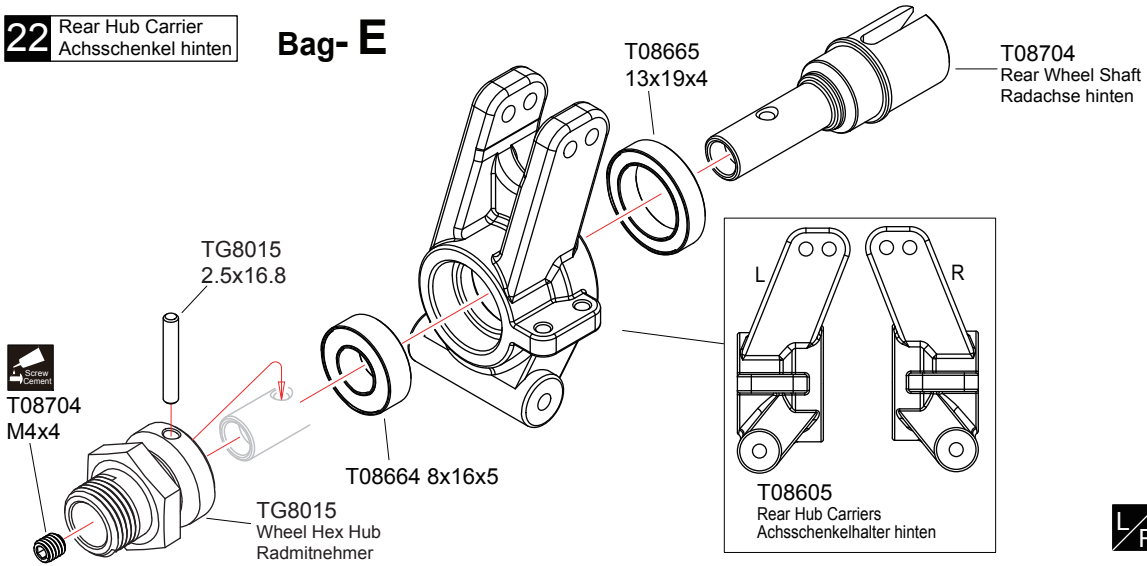


21 Rear Swaybar
Stabi hinten **Bag-E**



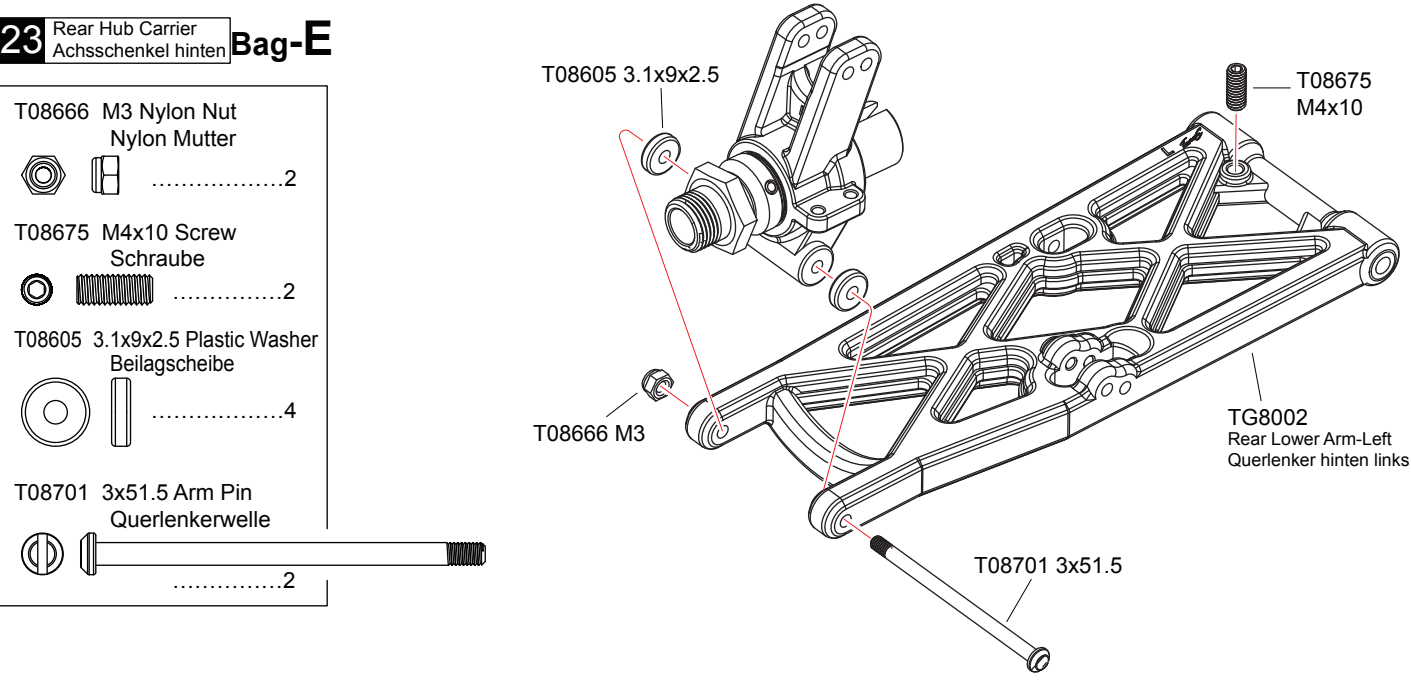
T08755 6.8 Ball stud Kugelpopf2
T08760 6.8 Ball End Kugelpfanne2
T08674 M2.5x8 Screw Schraube3
T08601/T08756 M3x3 Screw Schraube4
T08756 6.8 Ball stud Kugelpopf2

22 Rear Hub Carrier
Achsschenkel hinten **Bag-E**



T08665 13x19x4 Ball Bearing Kugellager2
T08664 8x16x5 Ball Bearing Kugellager2
TG8015 2.5x16.8 Pin2
T08704 M4x4 Screw Schraube2

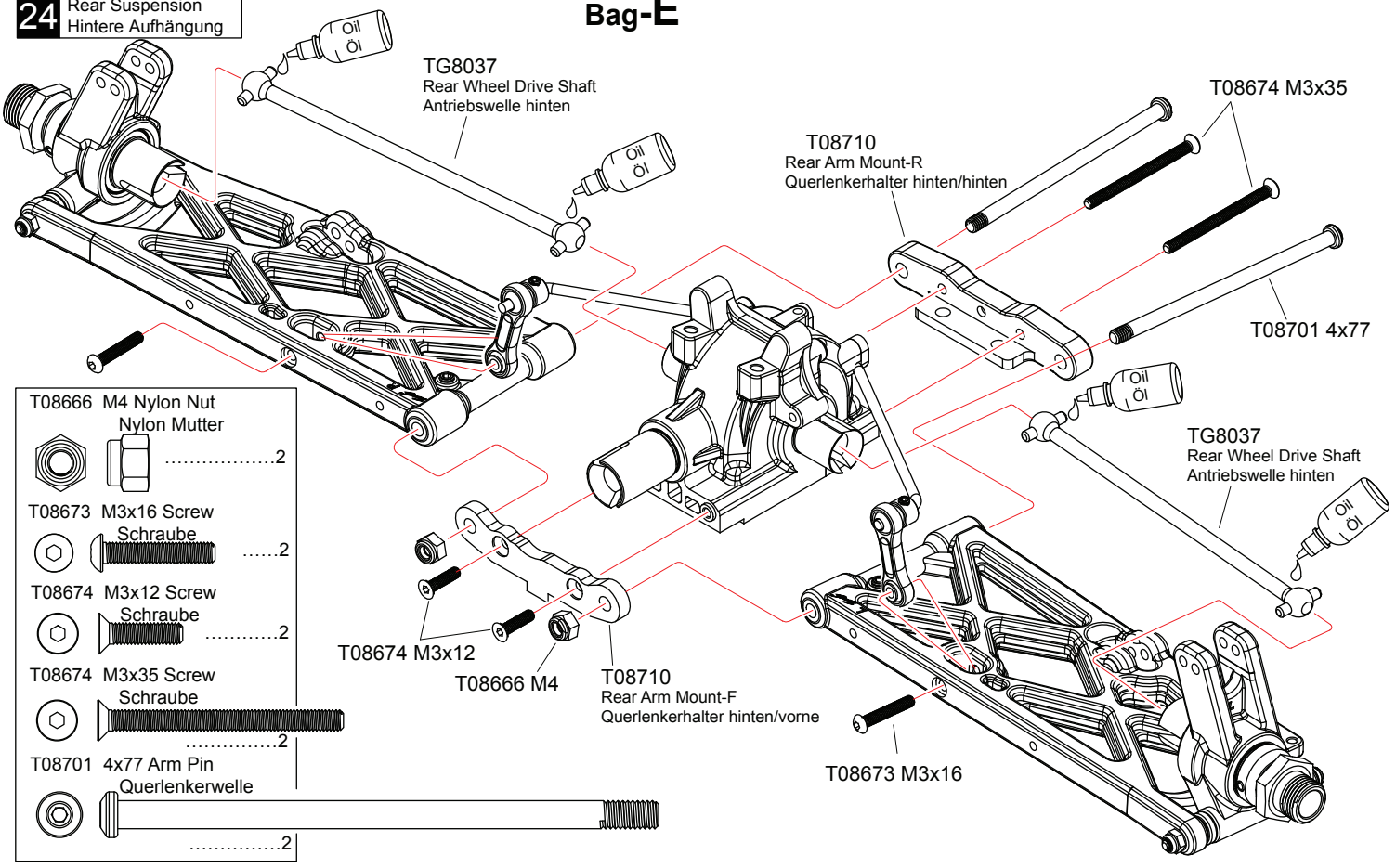
23 Rear Hub Carrier
Achsschenkel hinten **Bag-E**



T08666 M3 Nylon Nut Nylon Mutter2
T08675 M4x10 Screw Schraube2
T08605 3.1x9x2.5 Plastic Washer Beilagscheibe4
T08701 3x51.5 Arm Pin Querlenkerwelle2

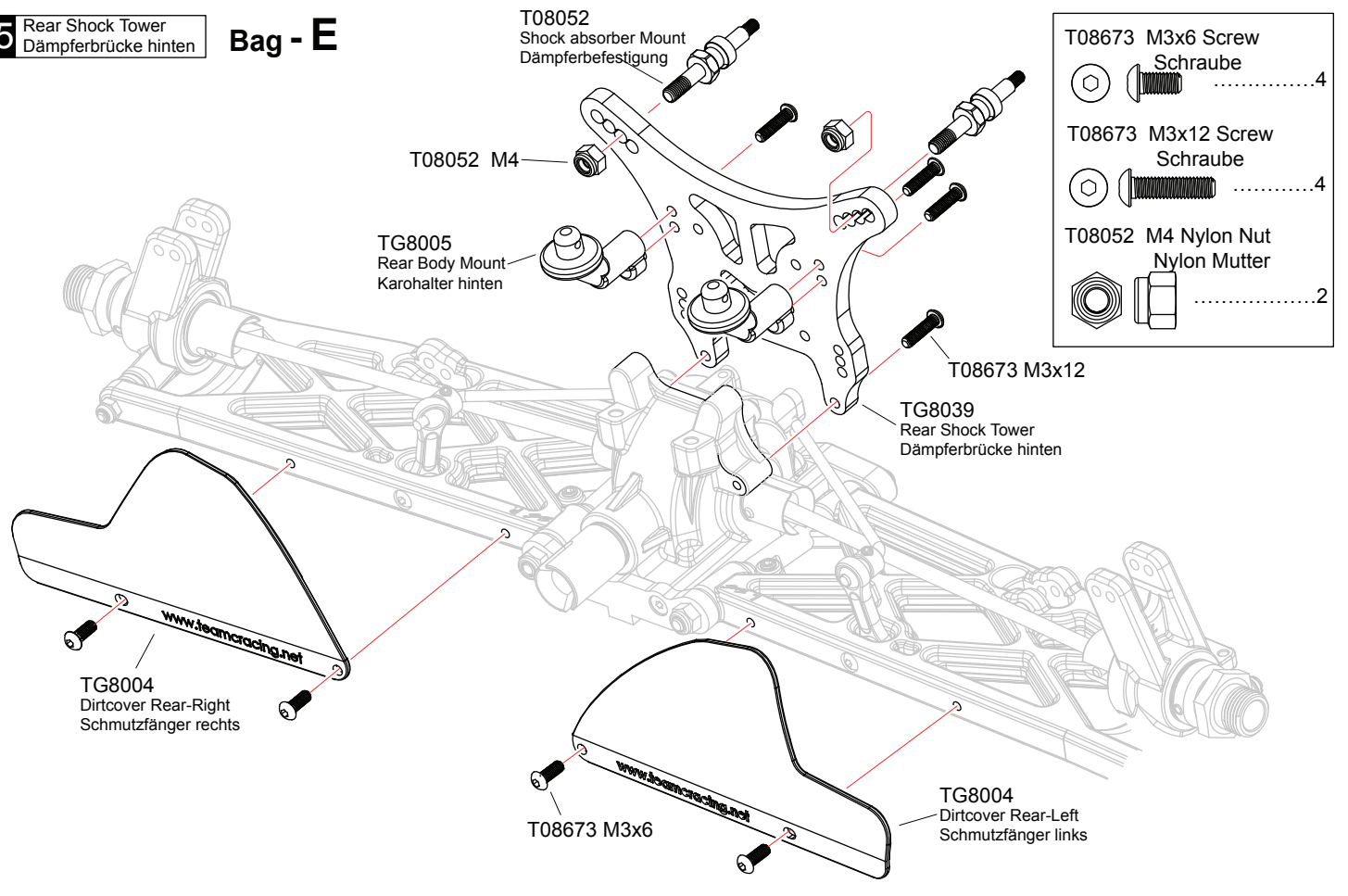
24 Rear Suspension
Hintere Aufhängung

Bag-E

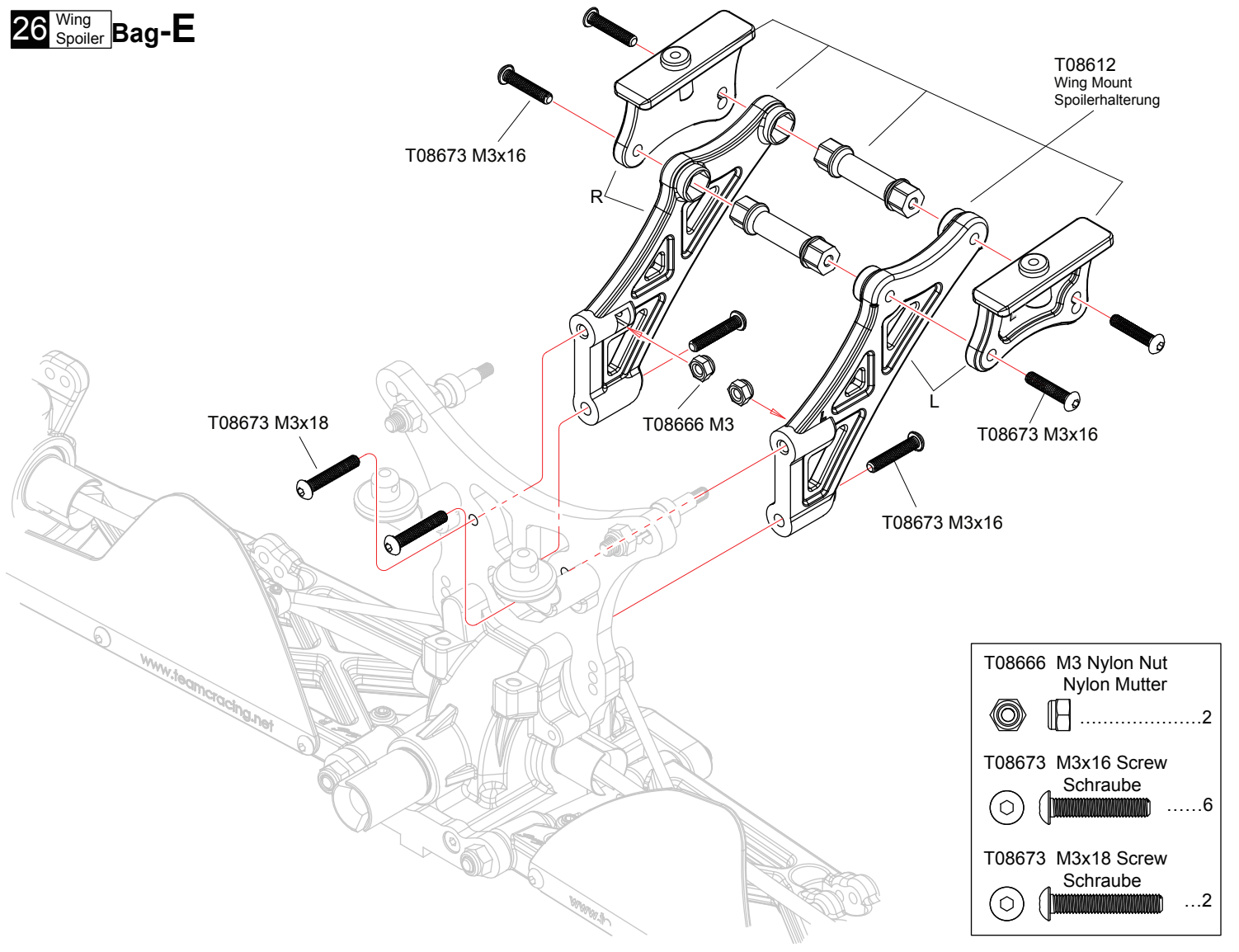


25 Rear Shock Tower
Dämpferbrücke hinten

Bag - E



26 Wing Spoiler Bag-E

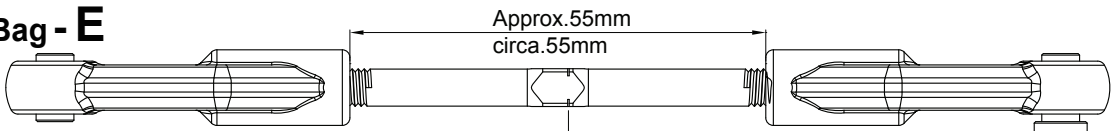


T08666 M3 Nylon Nut Nylon Mutter	2
T08673 M3x16 Screw Schraube	6
T08673 M3x18 Screw Schraube	2

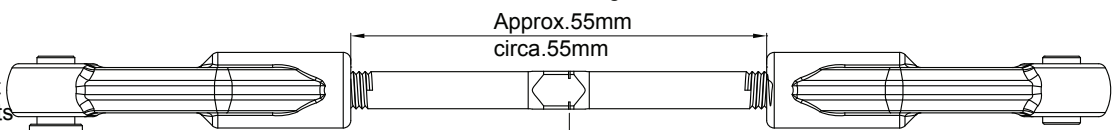
27 Rear Upper Turnbuckle Gewindestange hinten oben

Bag - E

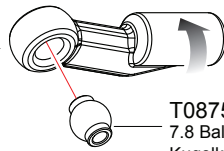
1:1 **x1** Rear Upper-Left Hinten oben links



1:1 **x1** Rear Upper-Right Hinten oben rechts



T08760 7.8 Ball End-Rear Upper Kugelpfanne hinten oben



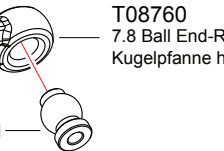
T08757 7.8 Ball stud Kugelkopf

5mm

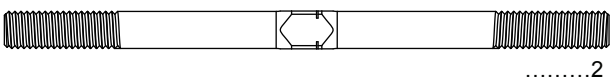
TG8021 5x80 Turnbuckle Gewindestange

T08758 7.8 Ball stud Kugelkopf

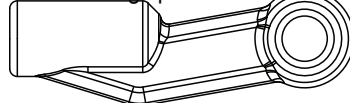
T08760 7.8 Ball End-Rear Upper Kugelpfanne hinten oben



TG8021 5x80 Turnbuckle Gewindestange



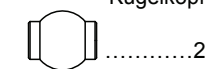
T08760 7.8 Ball End-Rear Upper Kugelpfanne hinten oben



T08758 7.8 Ball stud Kugelkopf



T08757 7.8 Ball stud Kugelkopf



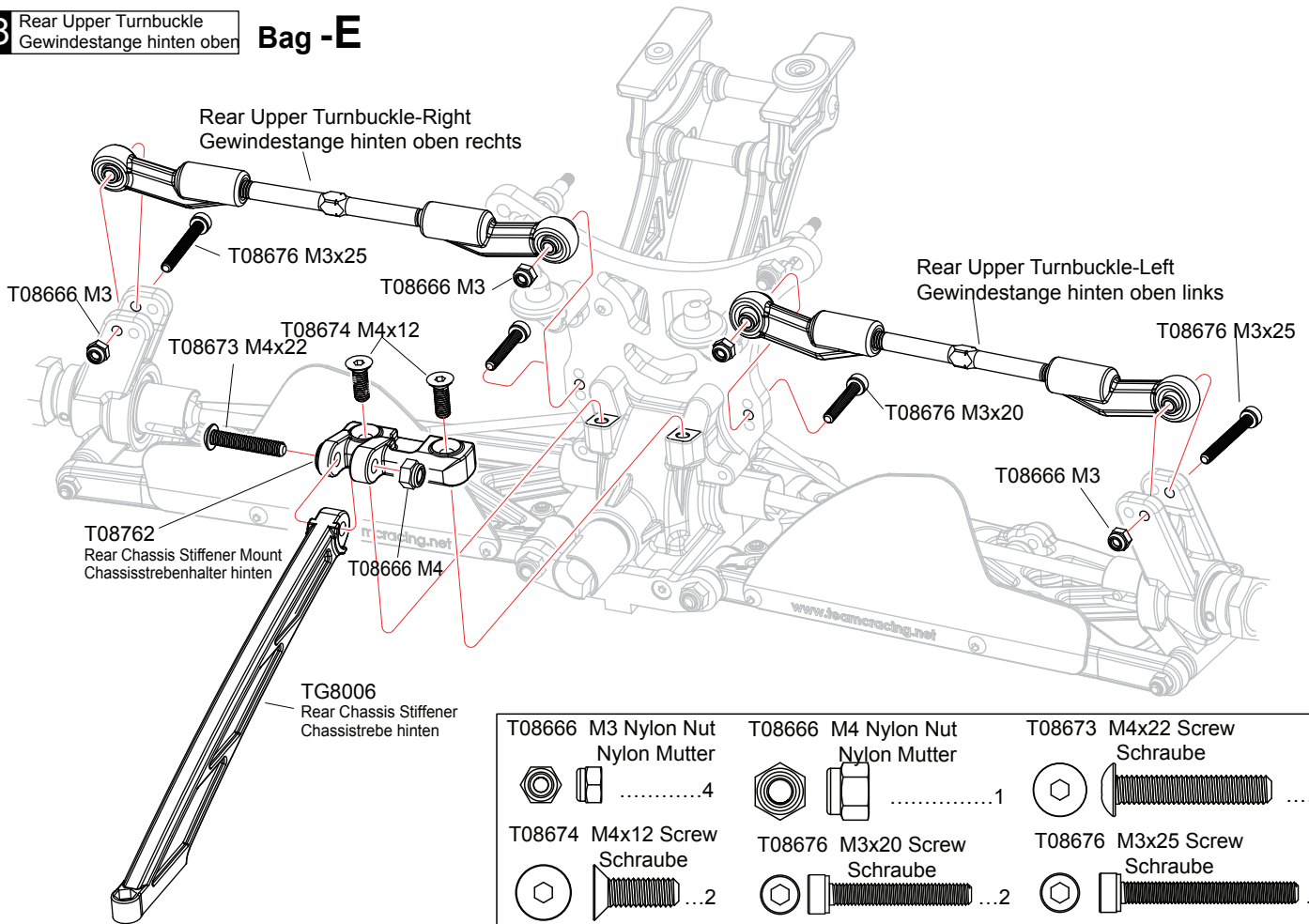
1:1 True-to-scale diagram 1:1 Größe

x1 Assemble as many times as specified

So oft montieren wie angegeben

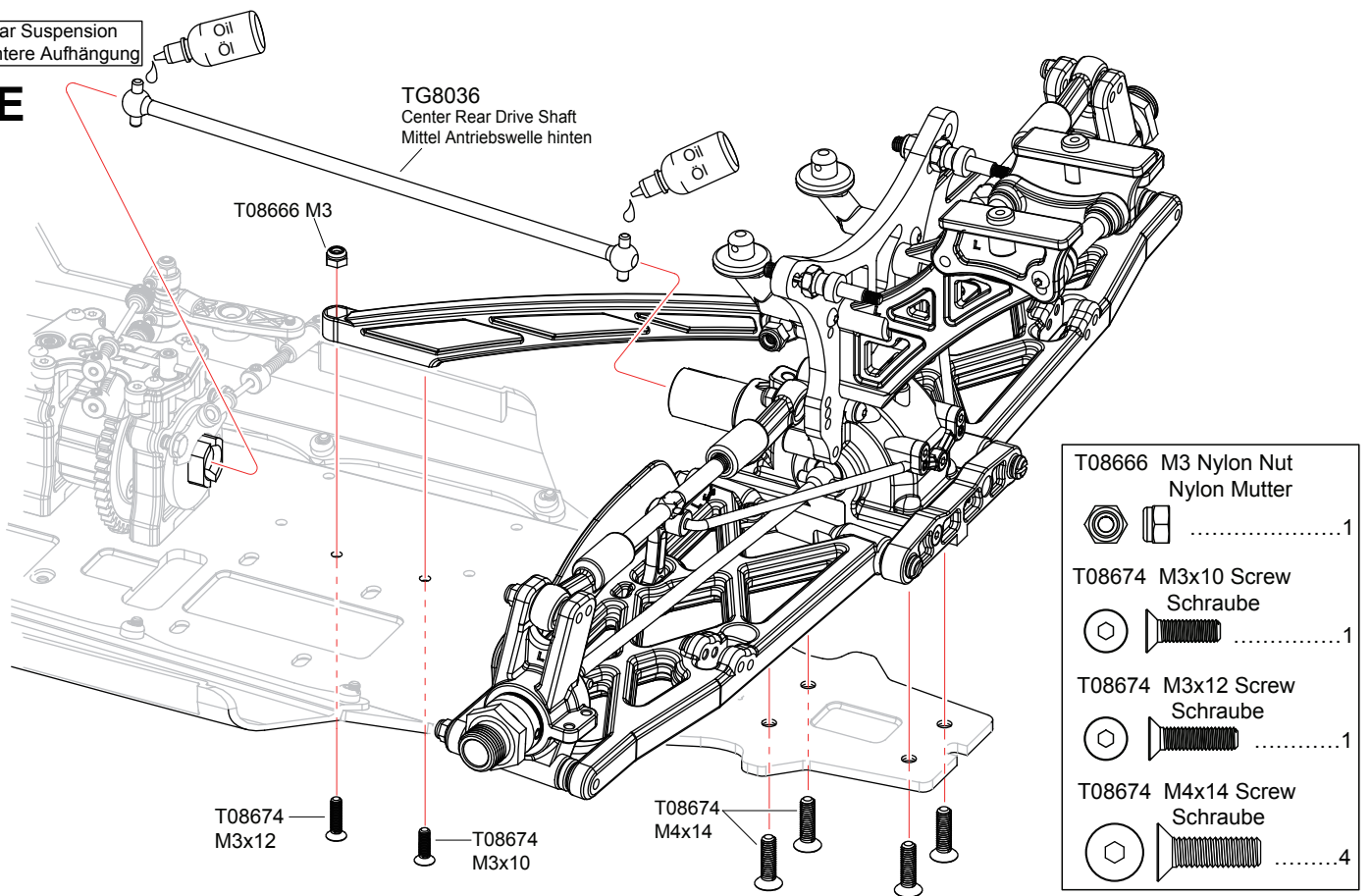
28 Rear Upper Turnbuckle
Gewindestange hinten oben

Bag -E



29 Rear Suspension
Hintere Aufhängung

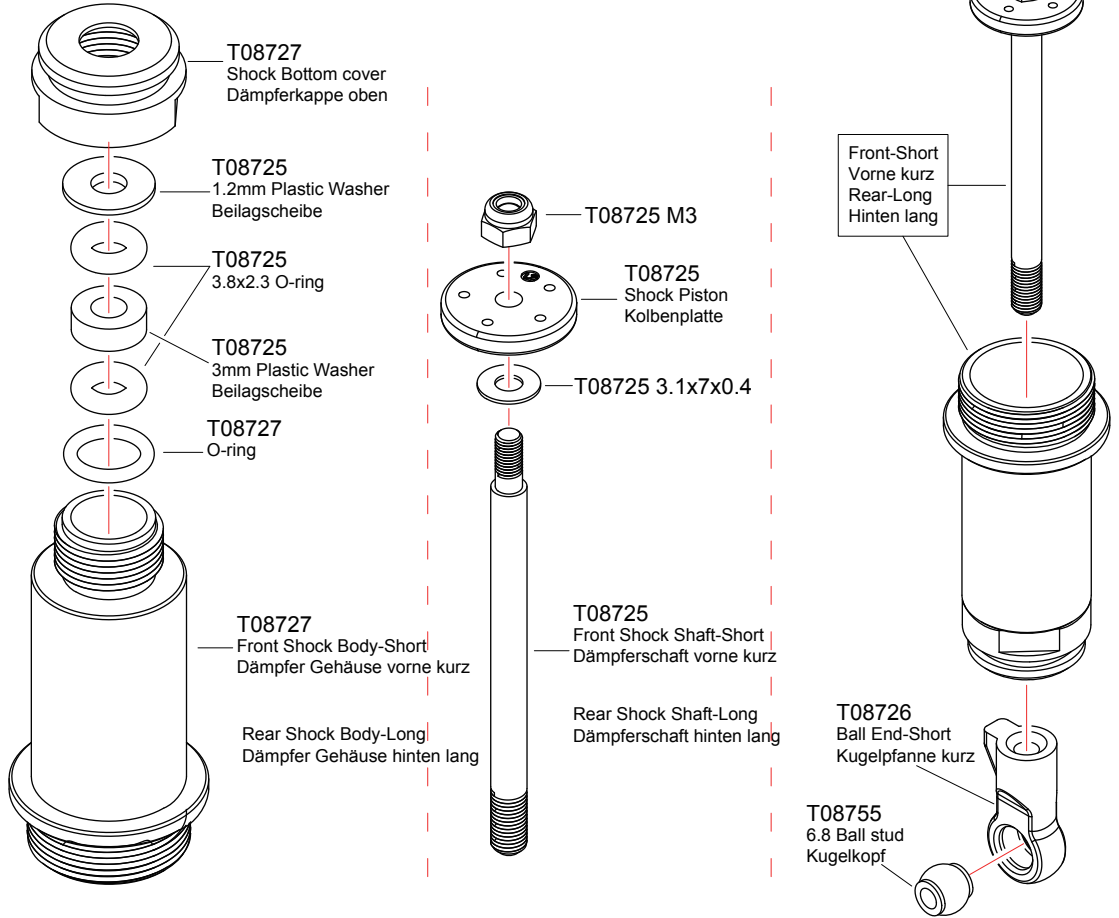
Bag-E



30 Shock Dämpfer Bag-F

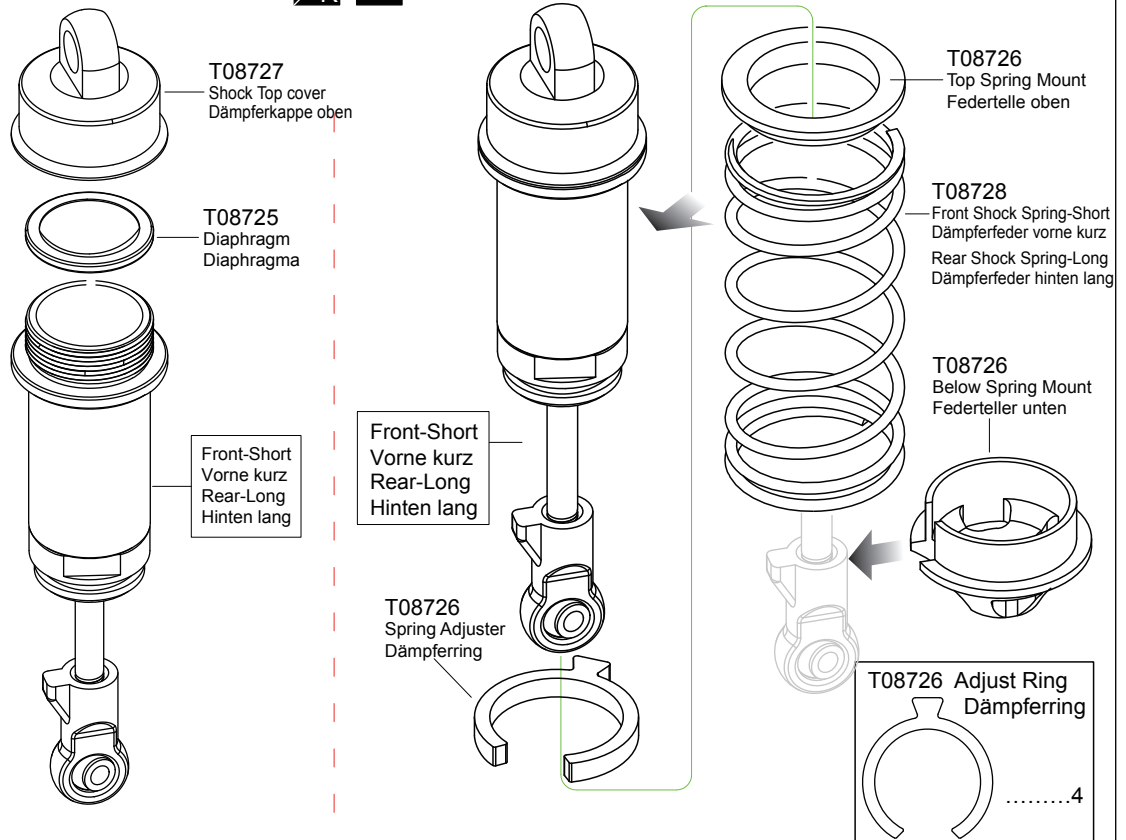
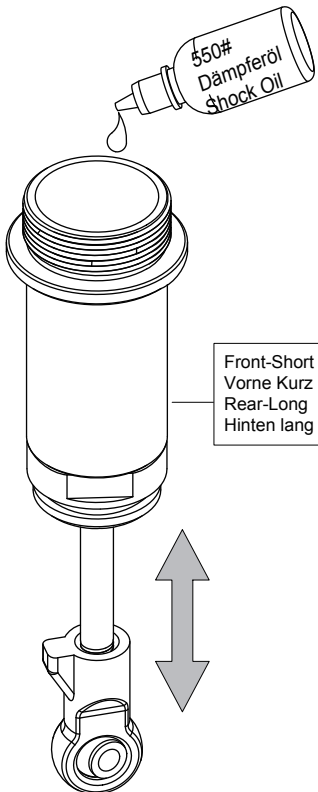
F/R x2

- T08725 1.2mm Plastic Washer Beilagscheibe4
- T08725 3mm Plastic Washer Beilagscheibe4
- T08725 3.8x2.3 O-ring8
- T08727 O-ring4
- T08725 3.1x7x0.4 Washer Beilagscheibe4
- T08725 M3 Nylon Nut Nylon Mutter4
- T08755 6.8 Ball stud Kugelkopf4



31 Shock Dämpfer Bag-F

F/R x2

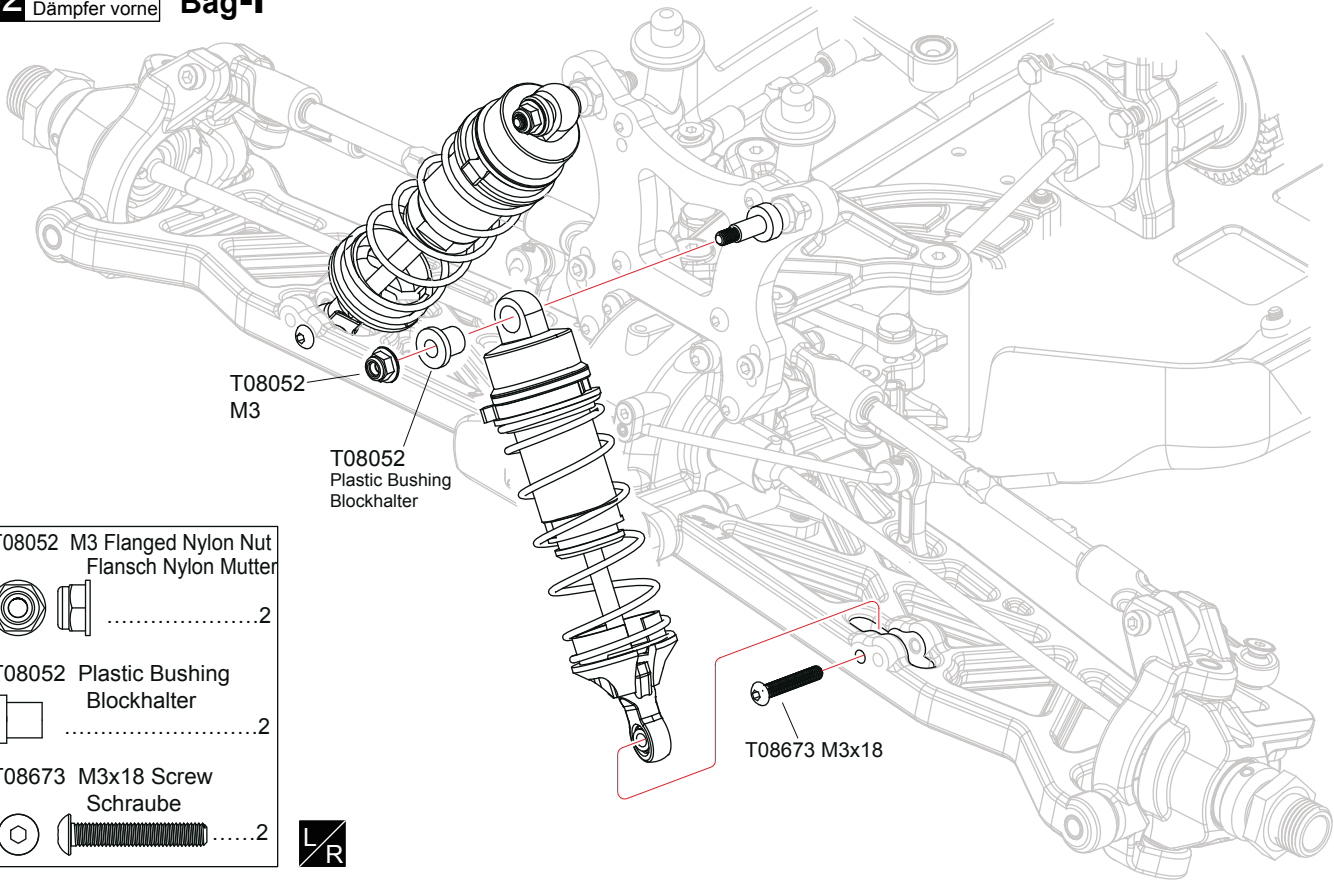


F/R Assemble both Front and Rear
Beide Seiten (hinten/vorne) auf
die gleiche Weise montieren

x2 Assemble as many times as specified

So oft montieren wie angegeben

32 Front Shock
Dämpfer vorne **Bag-F**



T08052 M3 Flanged Nylon Nut
Flansch Nylon Mutter



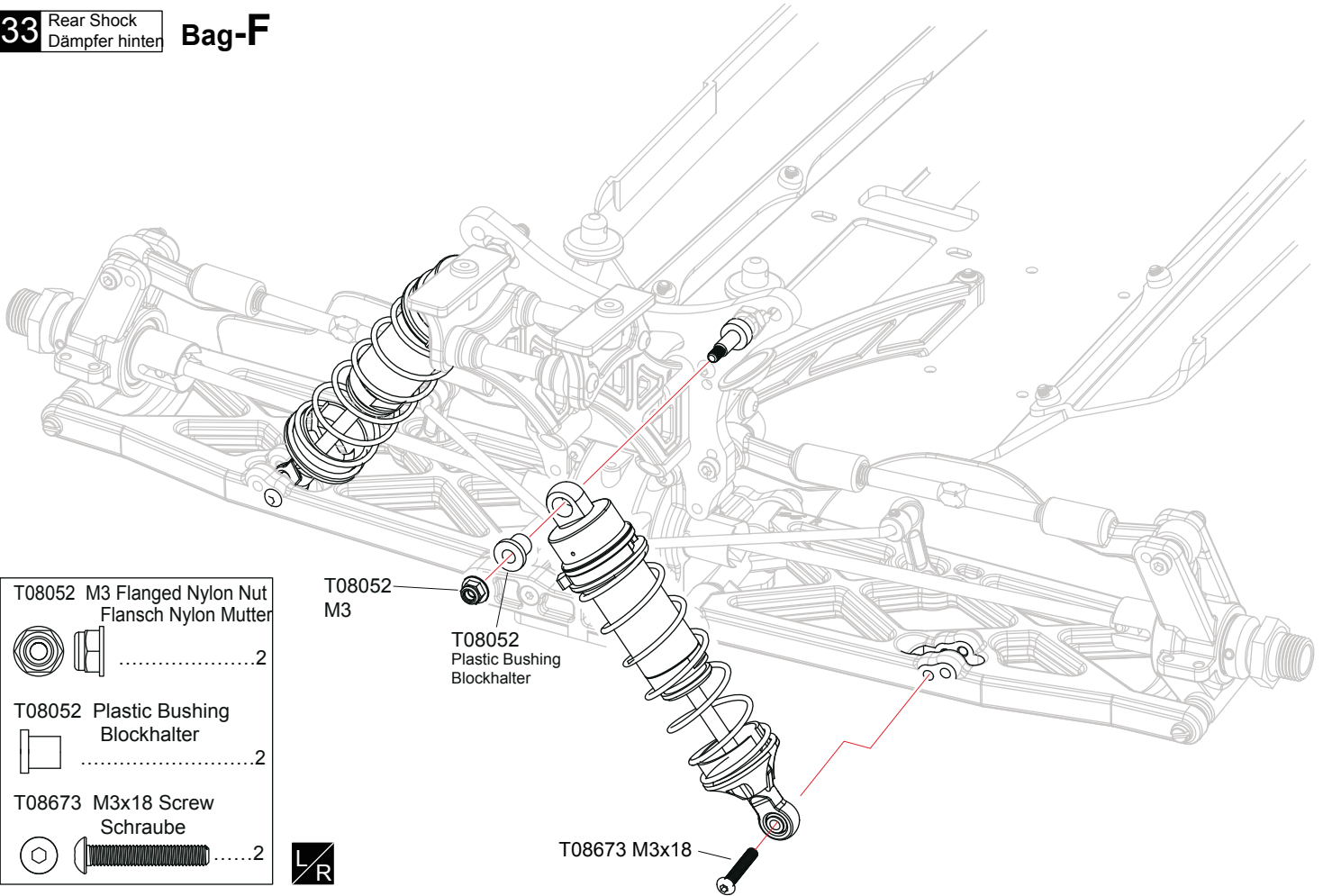
T08052 Plastic Bushing
Blockhalter




T08673 M3x18 Screw
Schraube



33 Rear Shock
Dämpfer hinter **Bag-F**



T08052 M3 Flanged Nylon Nut
Flansch Nylon Mutter



T08052 Plastic Bushing
Blockhalter




T08673 M3x18 Screw
Schraube



LR Assemble both Left and Right
Beide Seiten (links/rechts) auf die gleiche Weise montieren

34 Radio Plate Radioplatte **Bag-B**

T08673 M3x8 Screw Schraube4

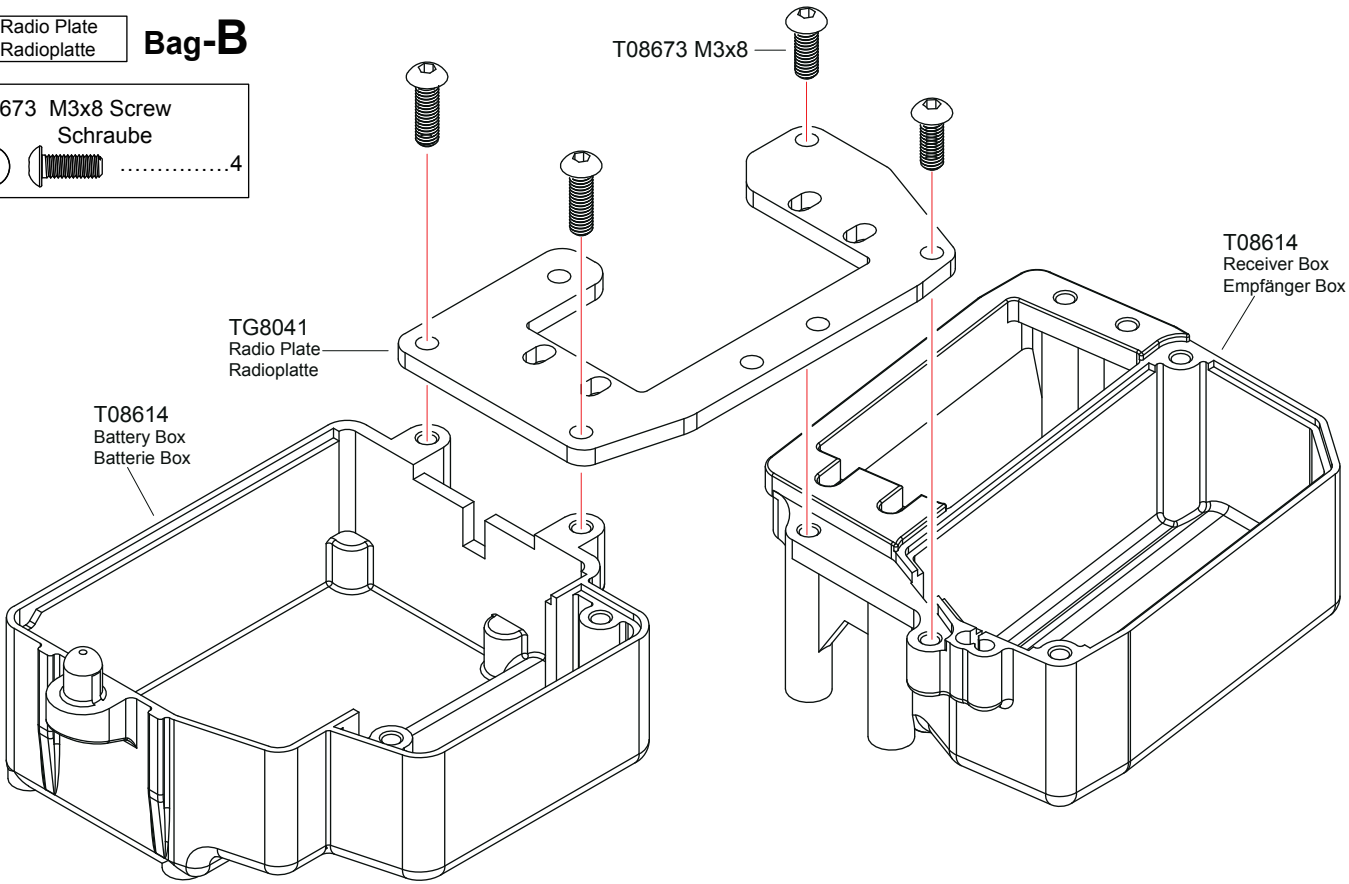


T08673 M3x8

TG8041
Radio Plate
Radioplatte

T08614
Battery Box
Batterie Box

T08614
Receiver Box
Empfänger Box




35 Servo **Bag-B**

T08793 M3x15 Screw Schraube8



T02081 3x7x0.8 Washer Beilagscheibe8



T08793 M3x15

T02081 3x7x0.8

X Servo

T08616
Servo Spacer

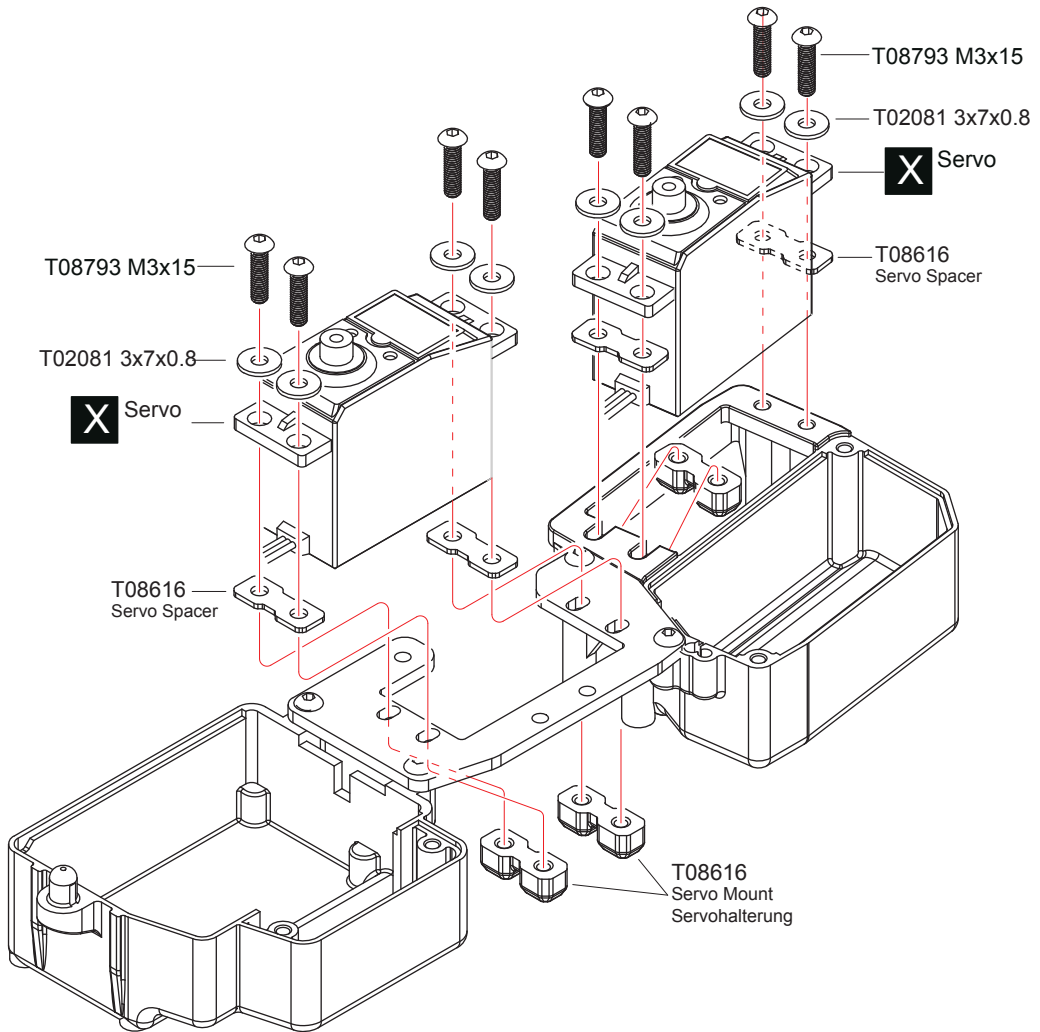
T08793 M3x15

T02081 3x7x0.8

X Servo

T08616
Servo Spacer

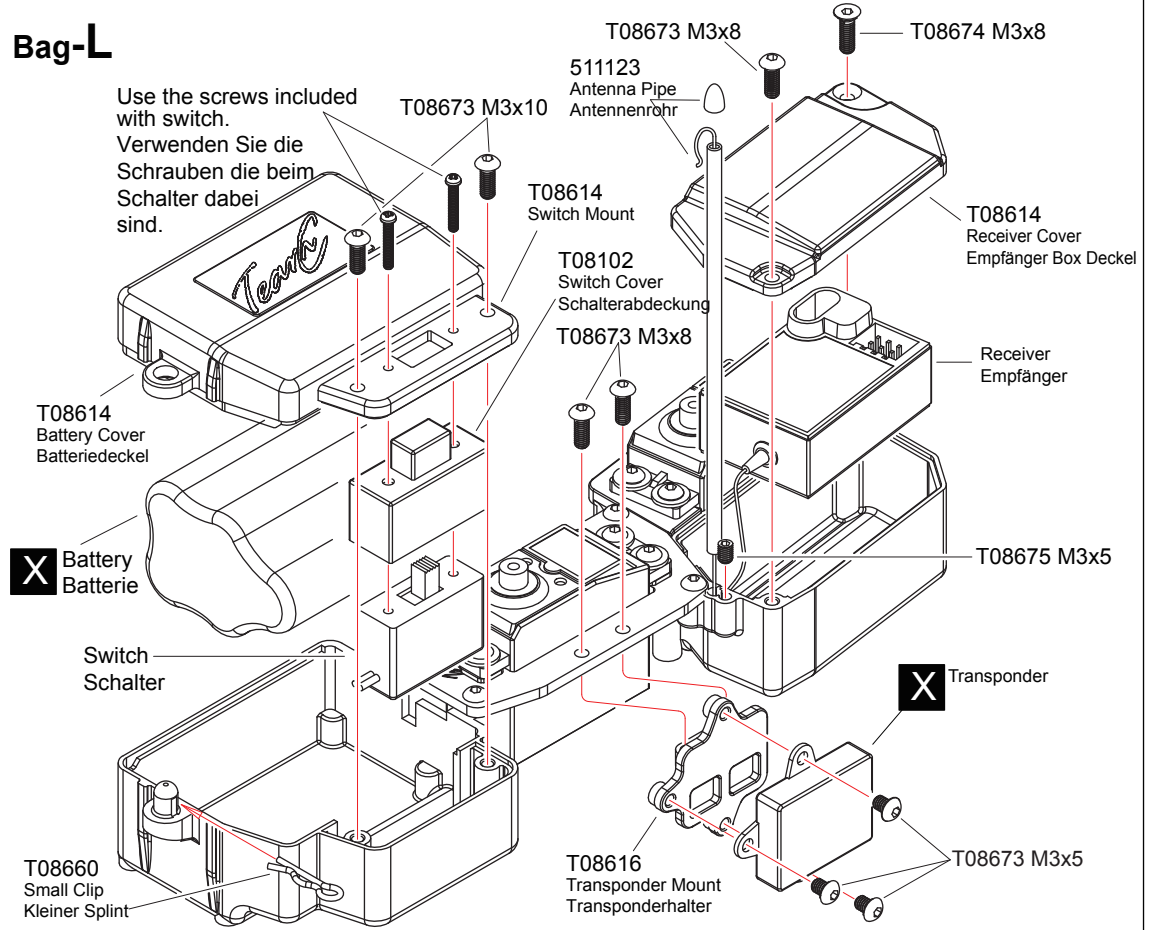
T08616
Servo Mount
Servohalterung



X Must be purchased separately
Muss separat gekauft werden

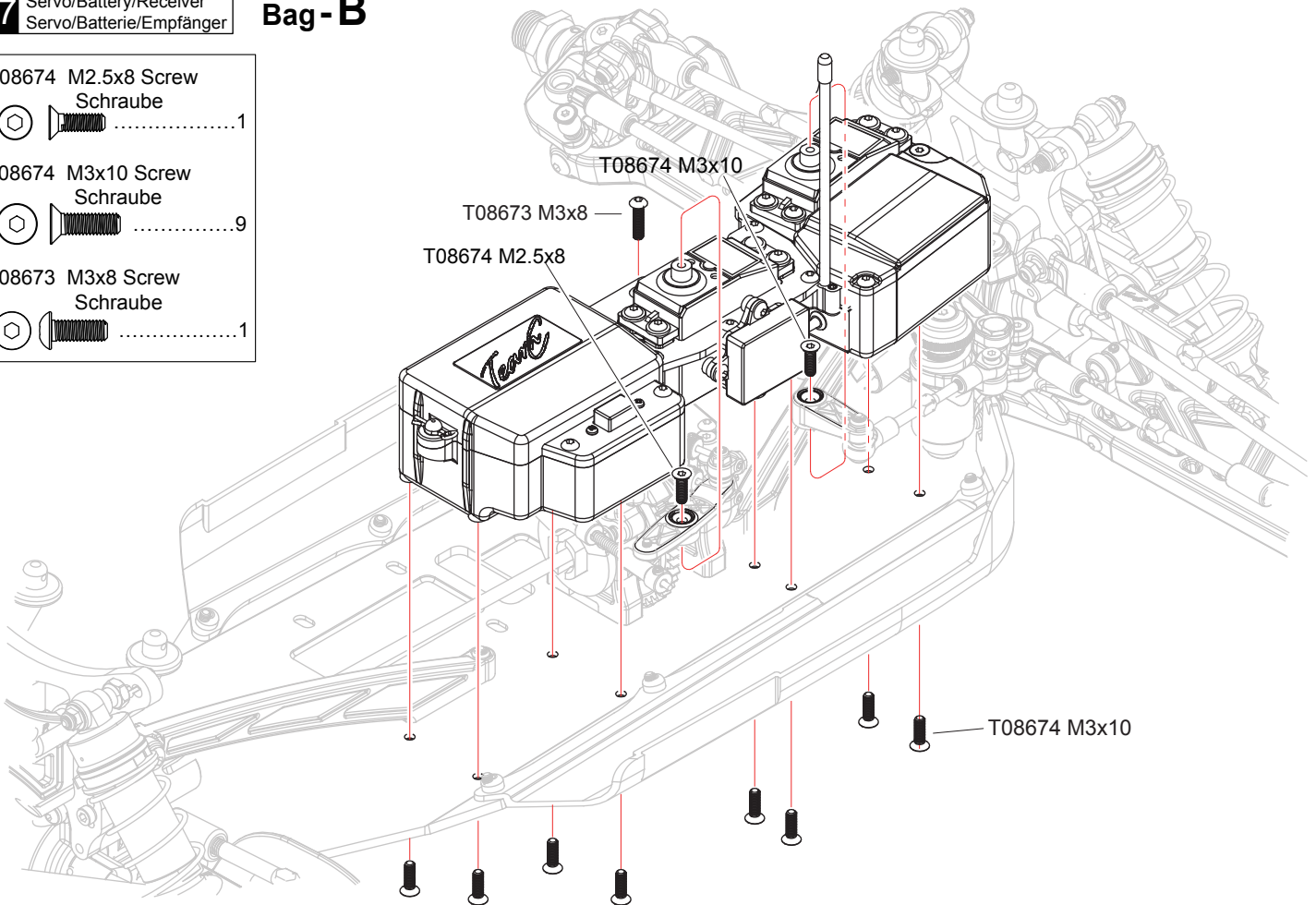
36 Battery/Receiver Batterie/Empfänger Bag-B Bag-L

- T08673 M3x5 Screw Schraube3
- T08673 M3x8 Screw Schraube3
- T08673 M3x10 Screw Schraube2
- T08674 M3x8 Screw Schraube1
- T08675 M3x5 Screw Schraube1
- T08660 Small Clip Kleiner Splint1



37 Servo/Battery/Receiver Servo/Batterie/Empfänger Bag-B

- T08674 M2.5x8 Screw Schraube1
- T08674 M3x10 Screw Schraube9
- T08673 M3x8 Screw Schraube1




X Must be purchased separately
Muss separat gekauft werden

TG8008 M3x12 Screw
Schraube



TG8008 3x7x0.8 Washer
Beilagscheibe



TG8008 M3x12

TG8008 3x7x0.8

TG8008


TG8008 M3x12

TG8008 3x7x0.8

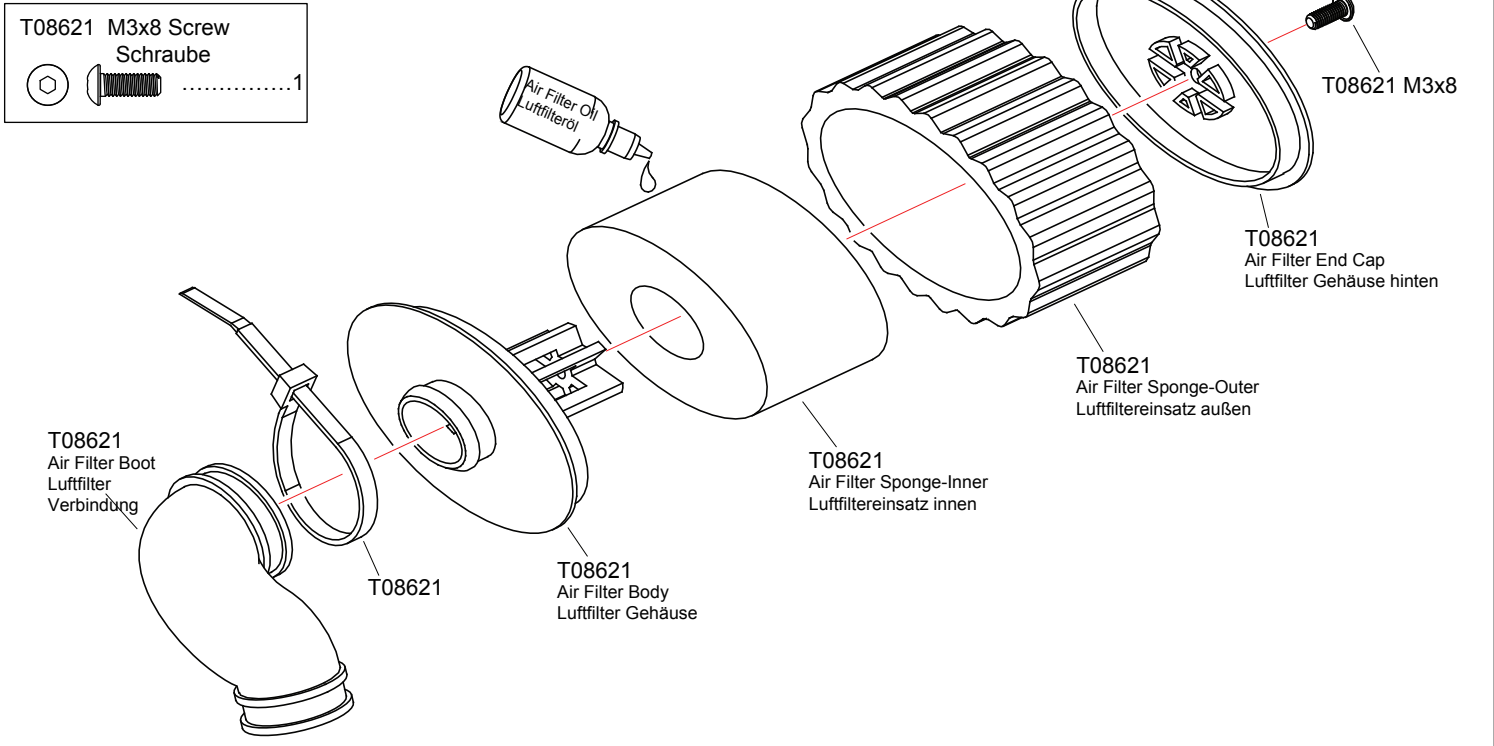
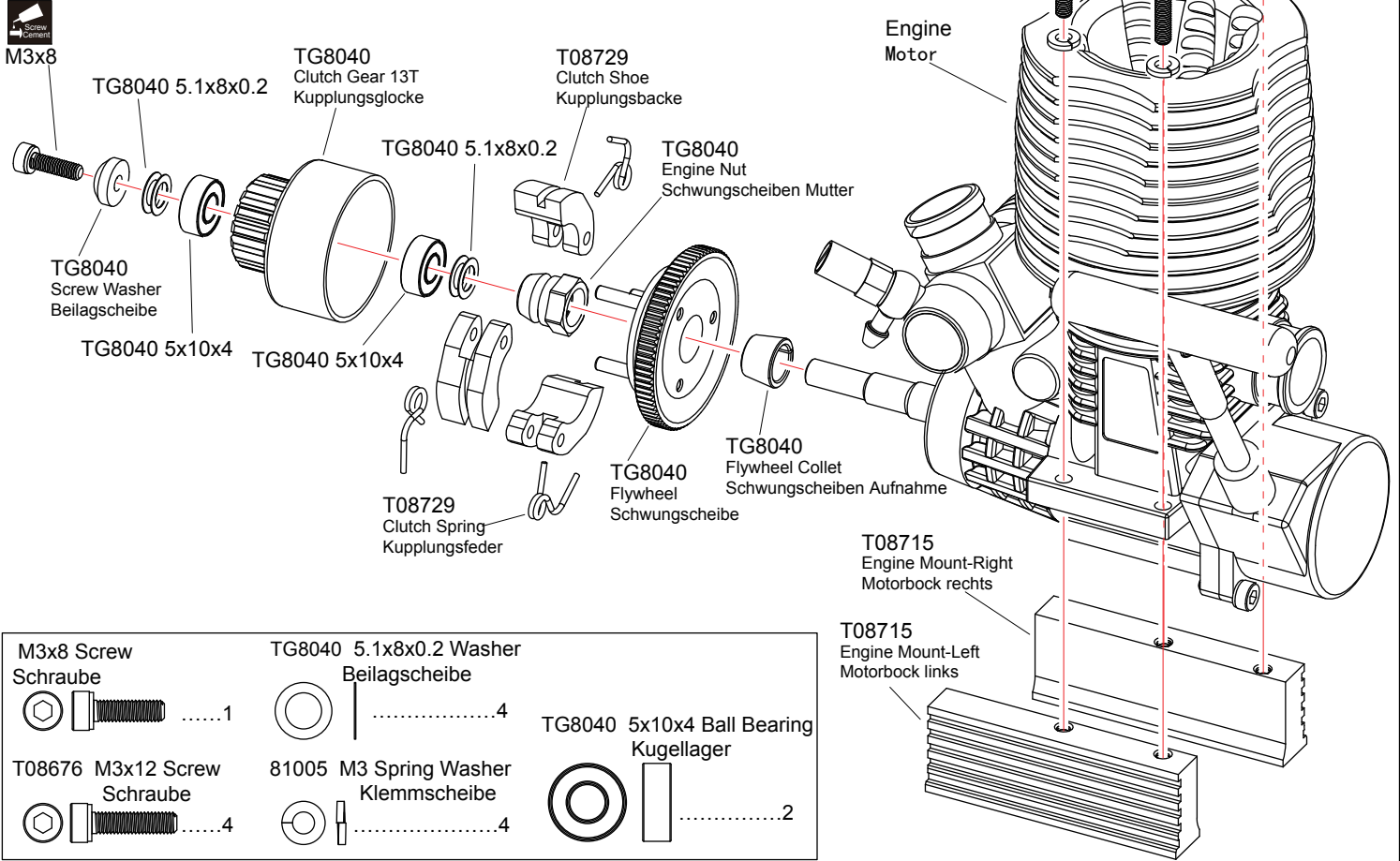
TG8008

TG8008

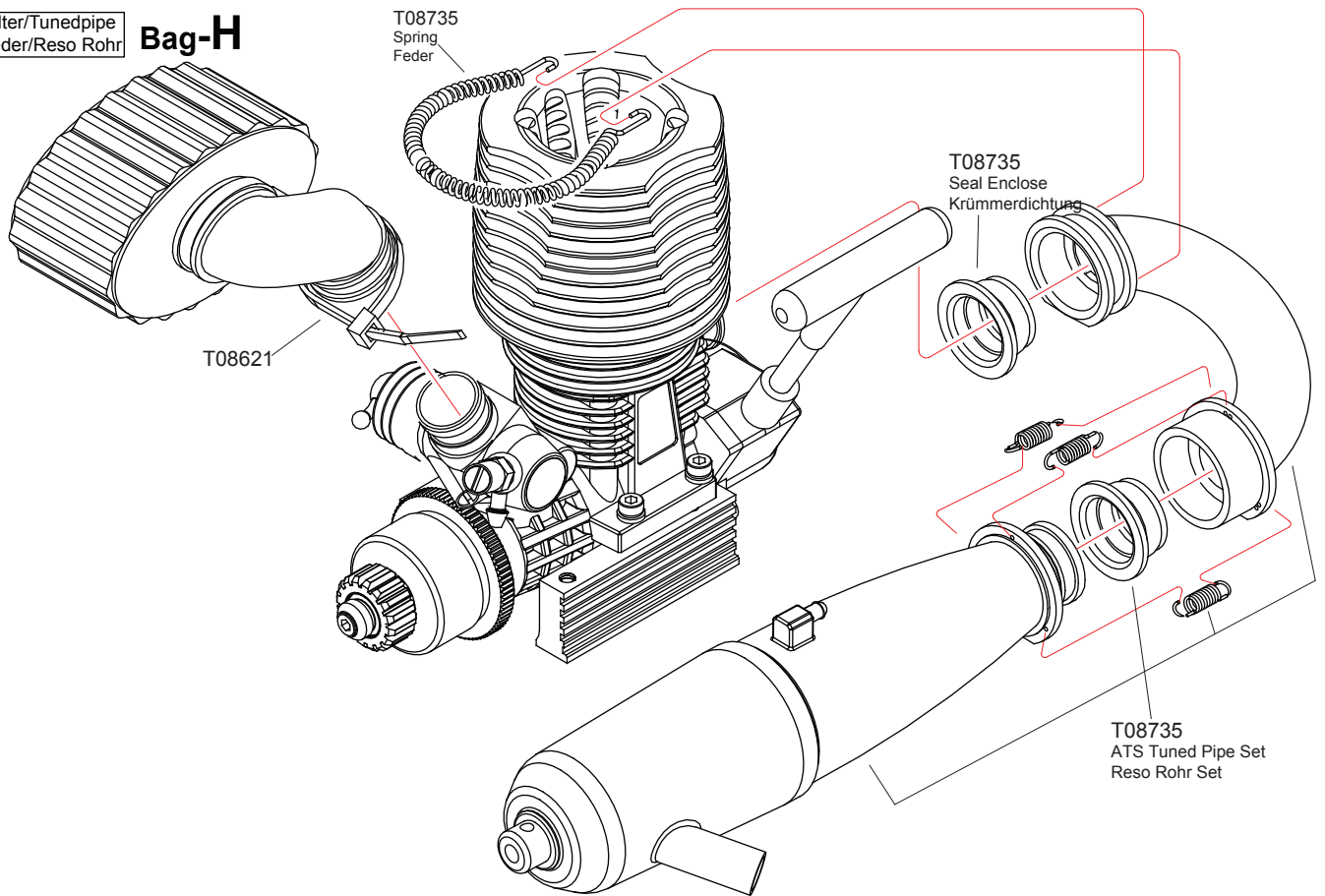
T08674 M3x10 Screw
Schraube



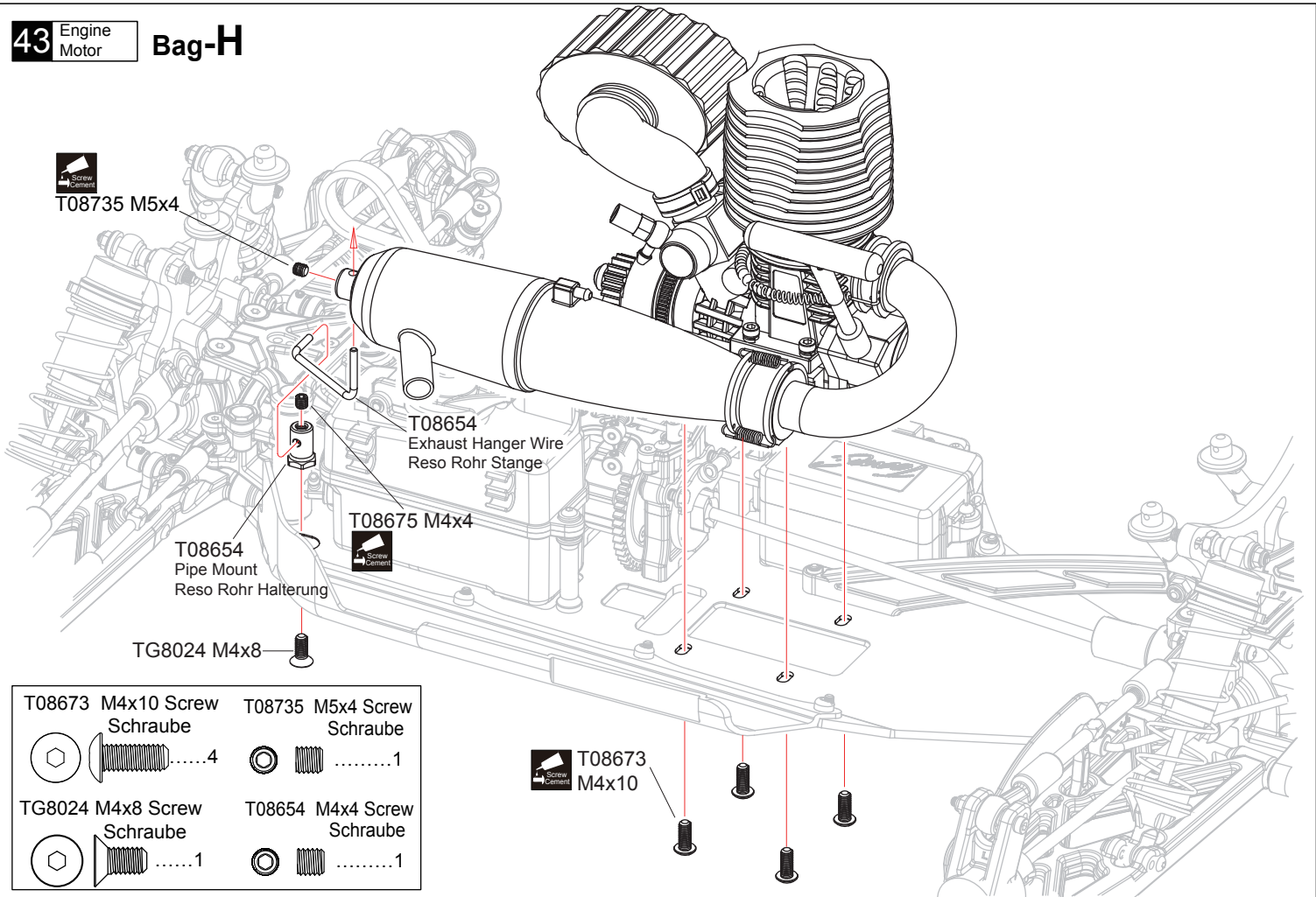
T08674 M3x10



42 Air Filter/Tunedpipe
Luftfeder/Reso Rohr **Bag-H**

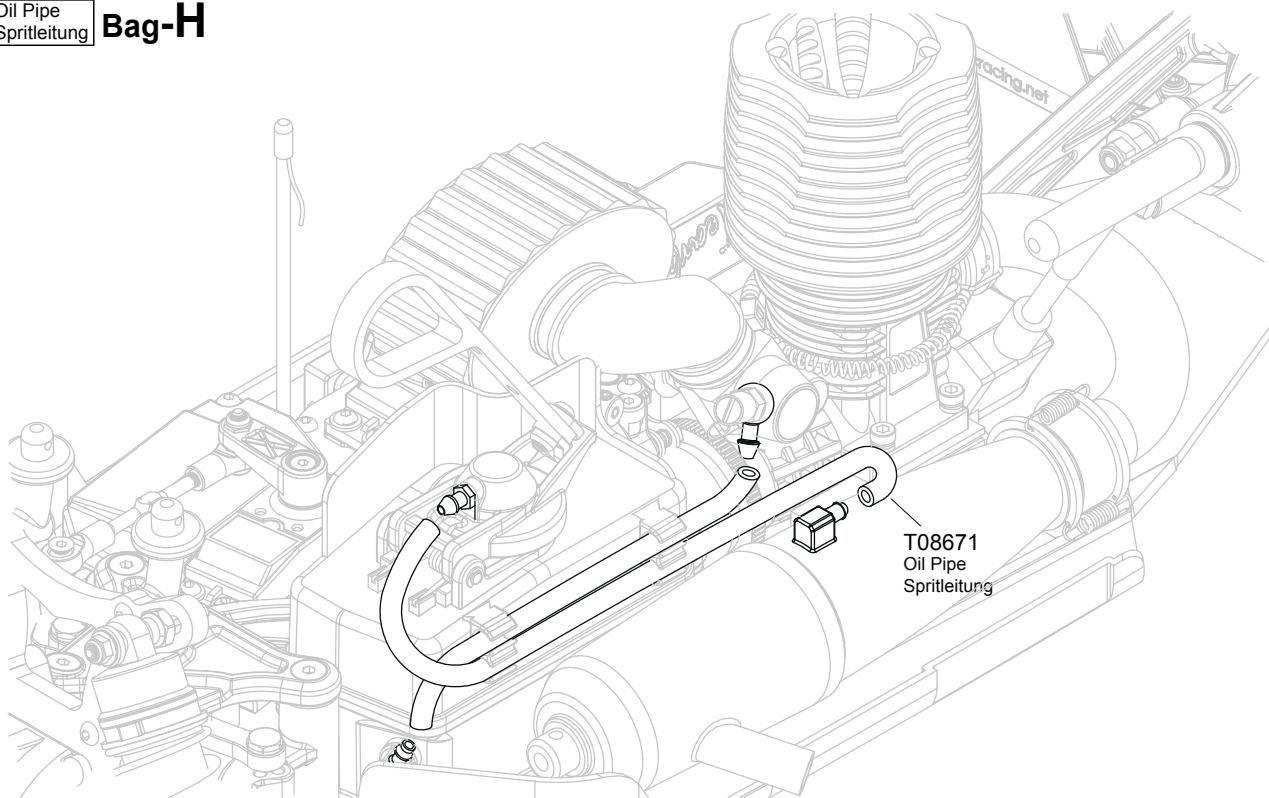


43 Engine
Motor **Bag-H**



Apply threadlock
Schraubensicherungslack verwenden

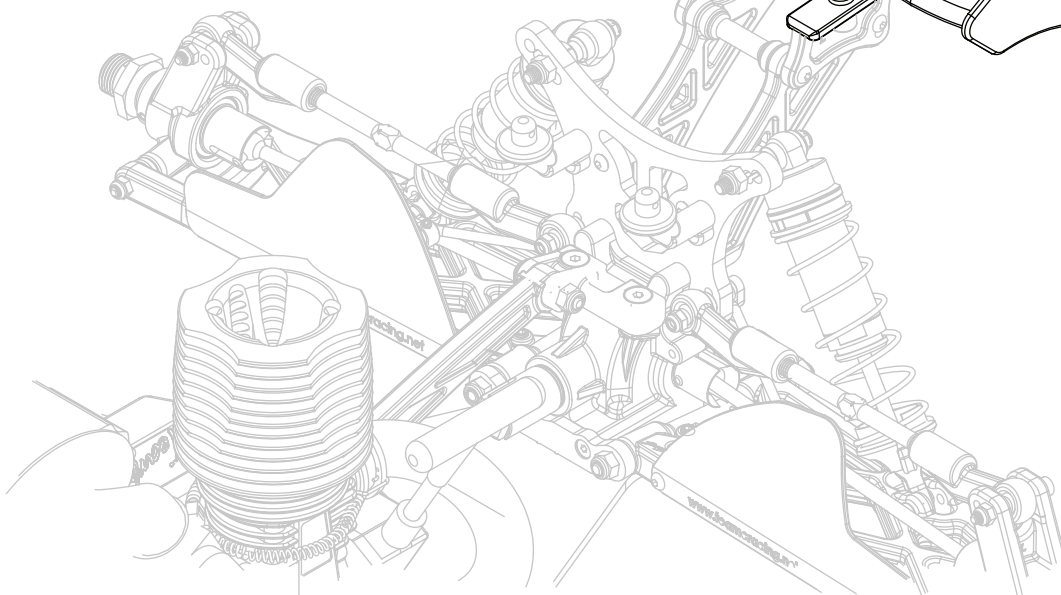
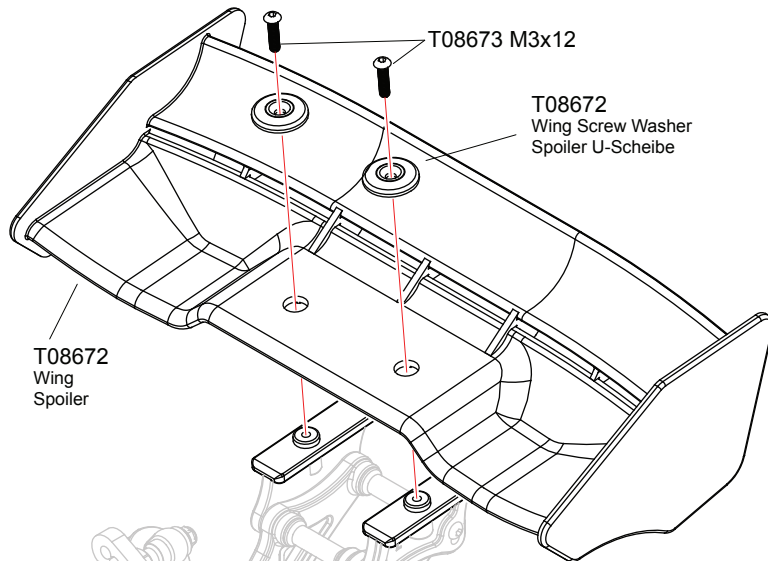
44 Oil Pipe
Spritleitung **Bag-H**



45 Wing
Spoiler **Bag-I**

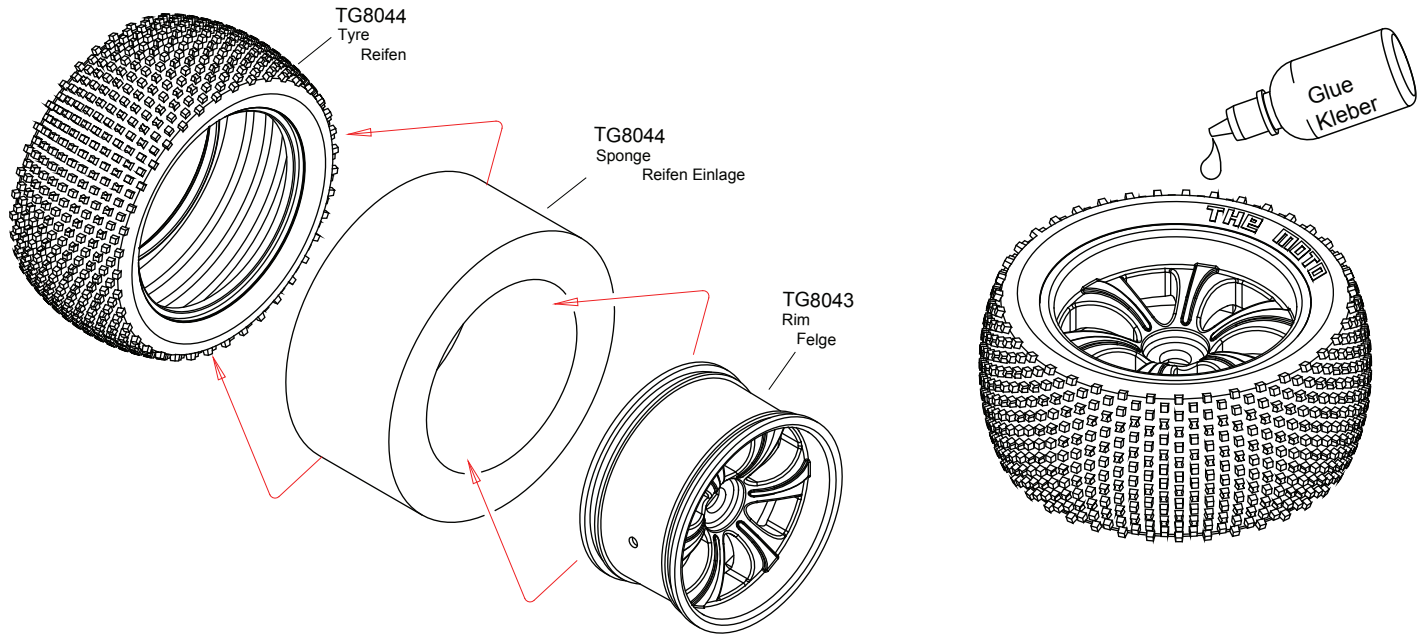
T08673 M3x12 Screw
Schraube

2



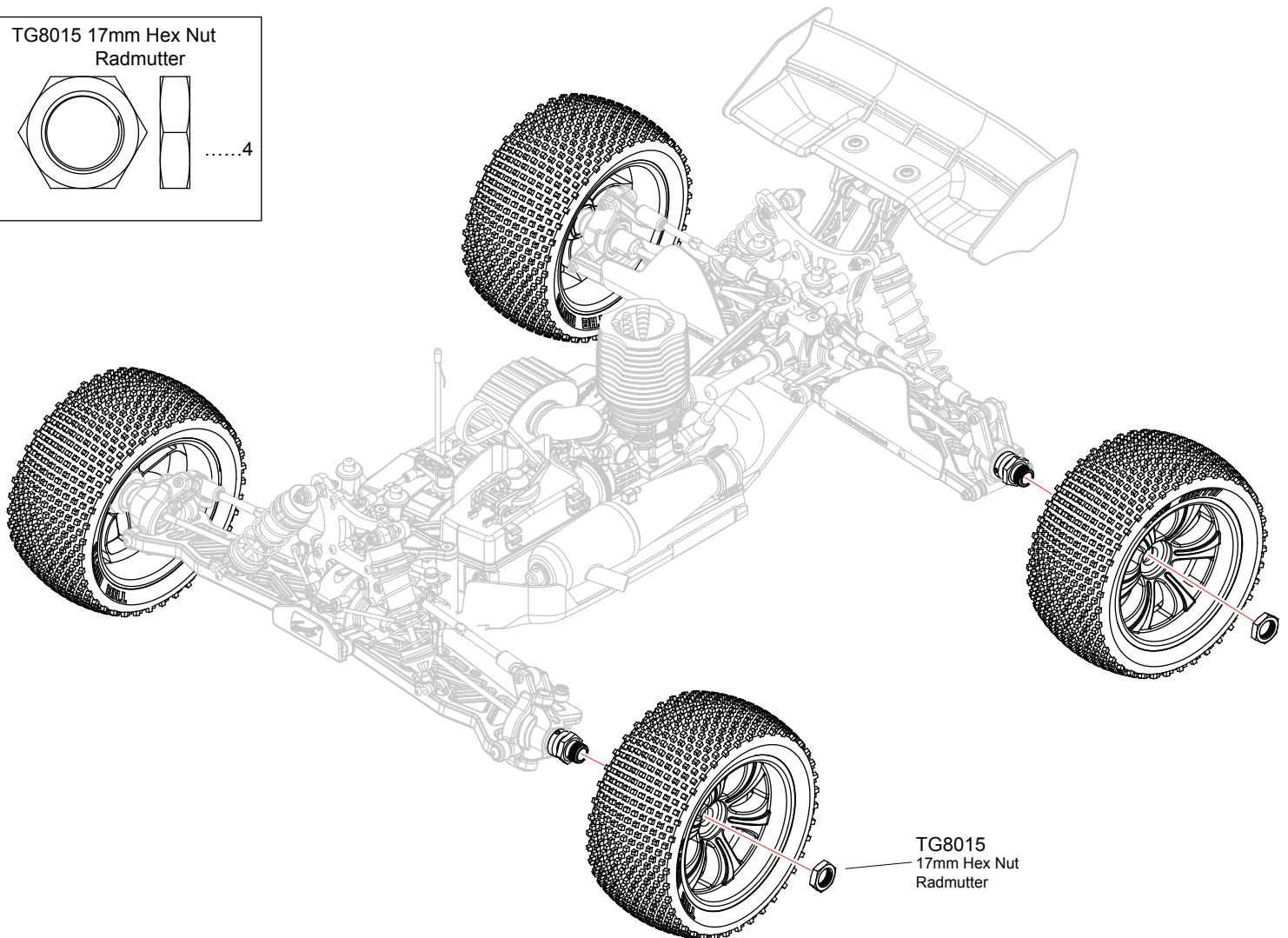
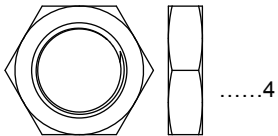
46 Tyre Räder **Bag-J**

x4

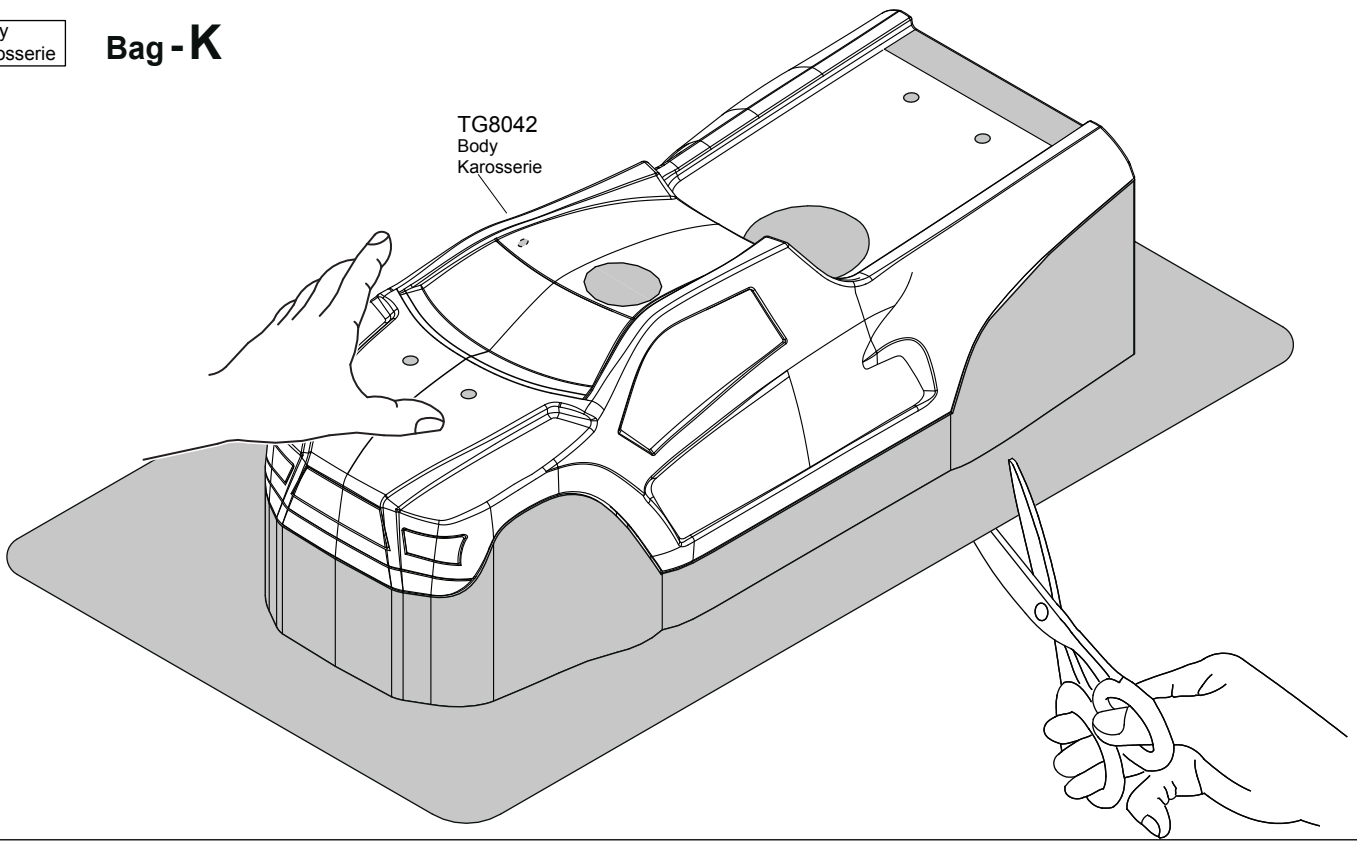


47 Tyre Räder **Bag-D Bag-E**

TG8015 17mm Hex Nut Radmutter

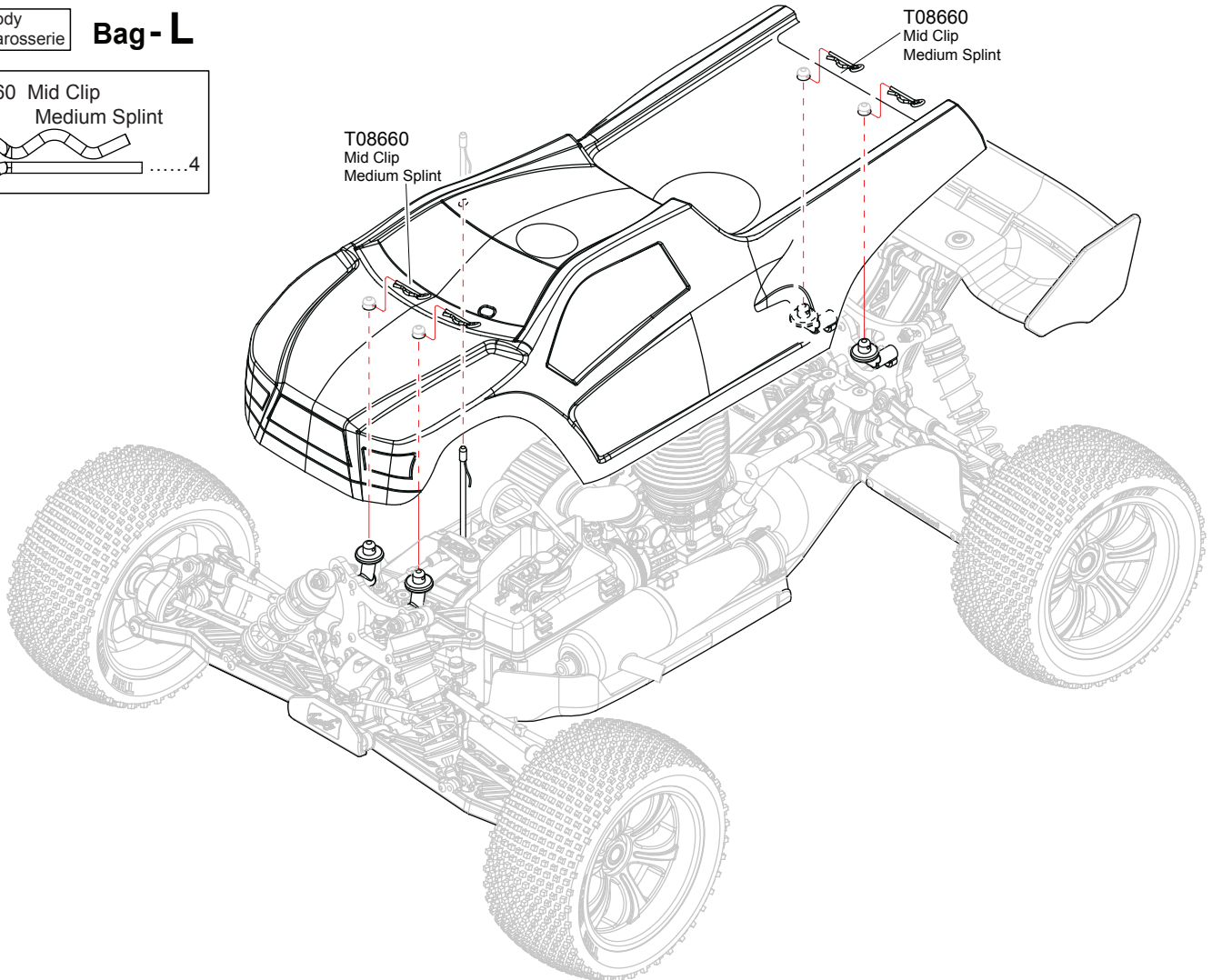


Bag - K




Bag - L

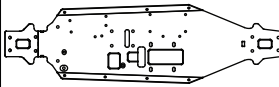



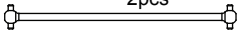
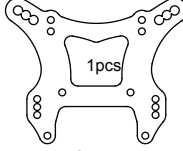
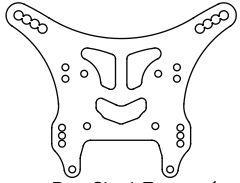
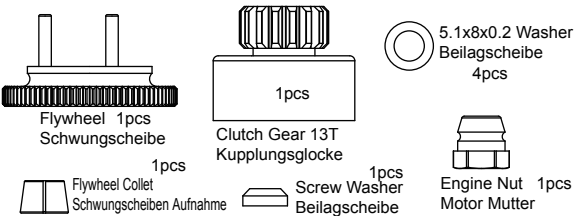
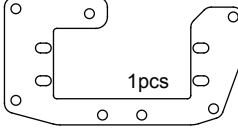
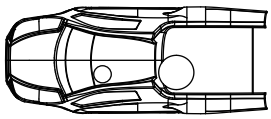
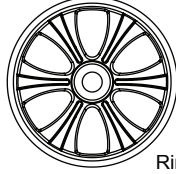
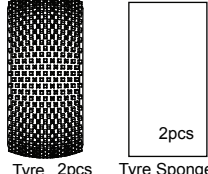
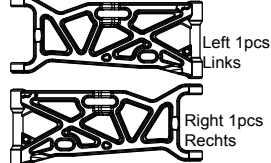
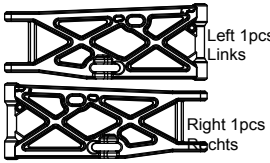
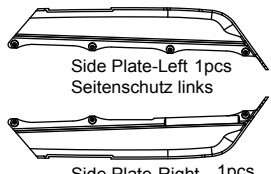

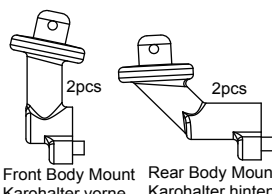
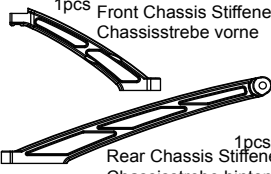
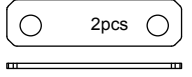
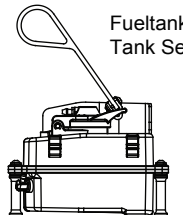
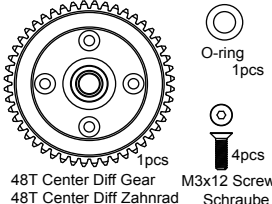
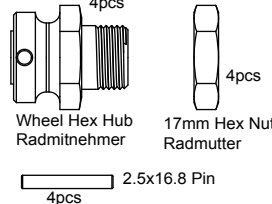

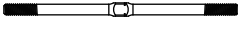
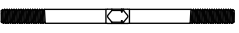
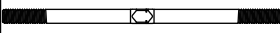
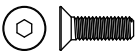

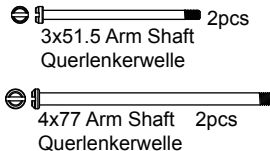
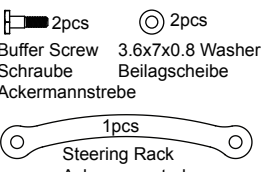
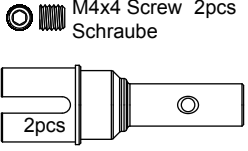
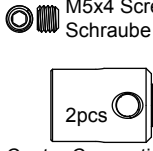
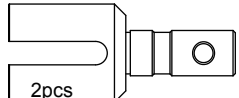
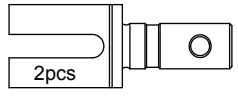
T08660 Mid Clip
Medium Splint



Exploded View

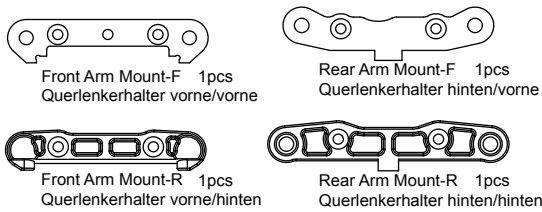


Parts list for Torch N Truggy-1 / Ersatzteilliste Torch N

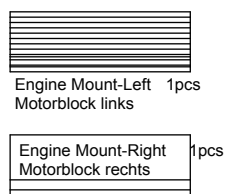
<p>TG8033</p>  <p>Chassis 1pcs</p>	<p>TG8034</p> <p>M4x4 Screw 2pcs Schraube</p>  <p>132mm Front CVD 2pcs 132mm CVD Welle vorn</p>	<p>TG8035</p>  <p>1pcs Center Front Drive Shaft Mittel vorne Antriebswelle</p>	<p>TG8036</p>  <p>1pcs Center Rear Drive Shaft Mittel hinten Antriebswelle</p>	<p>TG8037</p>  <p>2pcs Rear Wheel Drive Shaft Hintere Antriebswelle</p>
<p>TG8038</p>  <p>1pcs Front Shock Tower Dämpferbrücke vorne</p>	<p>TG8039</p>  <p>1pcs Rear Shock Tower Dämpferbrücke hinten</p>	<p>TG8040</p>  <p>Flywheel 1pcs Schwungscheibe</p> <p>Clutch Gear 13T Kupplungsglocke 1pcs</p> <p>Flywheel Collet Schwungscheiben Aufnahme 1pcs</p> <p>Screw Washer Beilagscheibe 1pcs</p> <p>Engine Nut Motor Mutter 1pcs</p> <p>5.1x8x0.2 Washer Beilagscheibe 4pcs</p>	<p>TG8041</p>  <p>1pcs Radio Plate Radioplatte</p>	
<p>TG8042</p>  <p>1pcs Body Karosserie</p>	<p>TG8043</p>  <p>2pcs Rim Felge</p>	<p>TG8044</p>  <p>2pcs Tyre Reifen</p> <p>2pcs Tyre Sponge Reifen Einlage</p>	<p>TG8001</p>  <p>Left 1pcs Links</p> <p>Right 1pcs Rechts</p> <p>Front Lower Arm Querlenke vorne unten</p>	<p>TG8002</p>  <p>Left 1pcs Links</p> <p>Right 1pcs Rechts</p> <p>Rear Lower Arm Querlenker hinten unten</p>
<p>TG8003</p>  <p>Side Plate-Left 1pcs Seitenschutz links</p> <p>Side Plate-Right 1pcs Seitenschutz rechts</p>	<p>TG8004</p>  <p>1pcs Dirtcover Rear-Left Schmutzfänger links</p> <p>1pcs Dirtcover Rear-Right Schmutzfänger rechts</p>	<p>TG8005</p>  <p>2pcs Front Body Mount Karohalter vorne</p> <p>2pcs Rear Body Mount Karohalter hinten</p>	<p>TG8006</p>  <p>1pcs Front Chassis Stiffener Chassisstrebe vorne</p> <p>1pcs Rear Chassis Stiffener Chassisstrebe hinten</p>	<p>TG8007</p>  <p>2pcs Center Diff Washer Center Diff Beilagscheibe</p>
<p>TG8008</p>  <p>Fuel Tank Set Tank Set</p>	<p>TG8010</p>  <p>1pcs 48T Center Diff Gear 48T Center Diff Zahnrad</p> <p>O-ring 1pcs</p> <p>4pcs M3x12 Screw Schraube</p>	<p>TG8015</p>  <p>4pcs Wheel Hex Hub Radmitnehmer</p> <p>4pcs 17mm Hex Nut Radmutter</p> <p>4pcs 2.5x16.8 Pin</p>	<p>TG8019</p>  <p>2pcs 3x45 Turnbuckle Gewindestange</p>	<p>TG8020</p>  <p>2pcs 4x86 Turnbuckle Gewindestange</p>
<p>TG8021</p>  <p>2pcs 5x80 Turnbuckle Gewindestange</p>	<p>TG8022</p>  <p>2pcs 5x96 Turnbuckle Gewindestange</p>	<p>TG8024</p>  <p>8pcs M4x8 Screw Schraube</p>	<p>TG8032</p>  <p>1pcs Front Bumper Rammschutz vorne</p>	<p>T08701</p>  <p>2pcs 3x51.5 Arm Shaft Querlenkerwelle</p> <p>2pcs 4x77 Arm Shaft Querlenkerwelle</p>
<p>T08702</p>  <p>2pcs Buffer Screw Schraube</p> <p>2pcs 3.6x7x0.8 Washer Beilagscheibe</p> <p>1pcs Steering Rack Ackermannstrebe</p>	<p>T08704</p>  <p>2pcs M4x4 Screw Schraube</p> <p>2pcs Rear Wheel Shaft Radachse hinten</p>	<p>T08707</p>  <p>2pcs M5x4 Screw Schraube</p> <p>2pcs Center Connecting Cup Hauptantriebsmitnehmer</p>	<p>T08708</p>  <p>2pcs Front/Rear Diff Connecting Cup Diff Antriebsmitnehmer</p>	<p>T08709</p>  <p>2pcs Center Diff Connecting Cup Mitteldiff Antriebsmitnehmer</p>

Parts list for Torch N Truggy-2 / Ersatzteilleiste Torch N

T08710



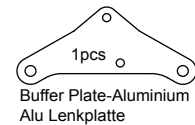
T08715



T08719



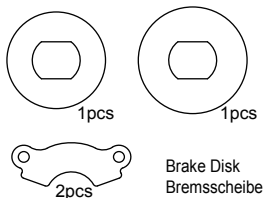
T08721



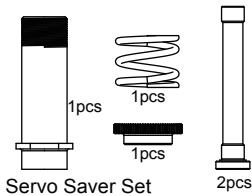
T08722



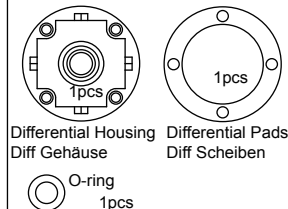
T08723



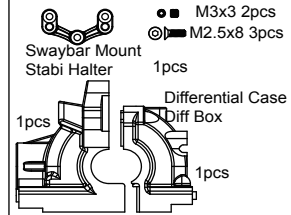
T08724



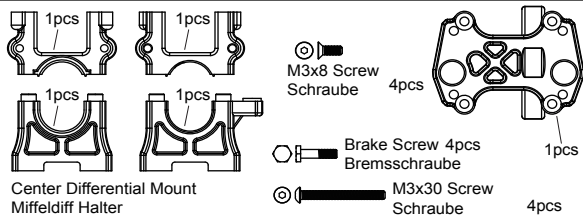
T08600



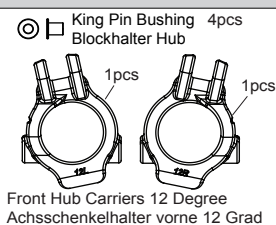
T08601



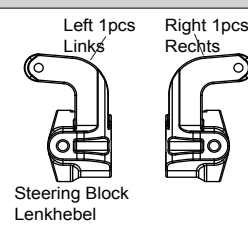
T08602



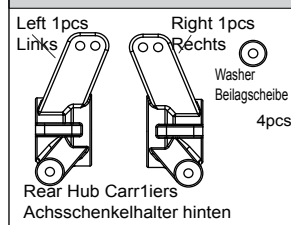
T08603



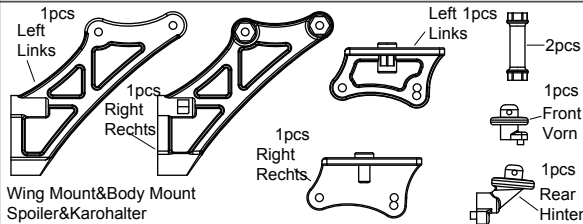
T08604



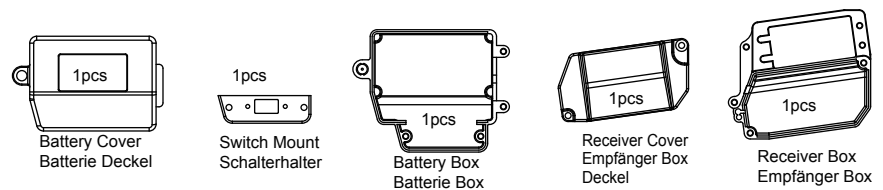
T08605



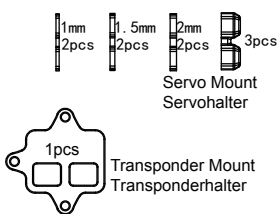
T08612



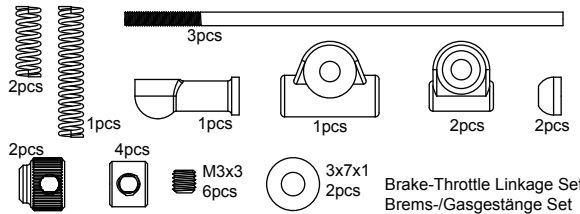
T08614



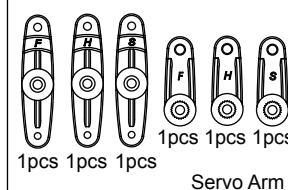
T08616



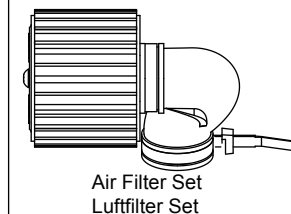
T08618



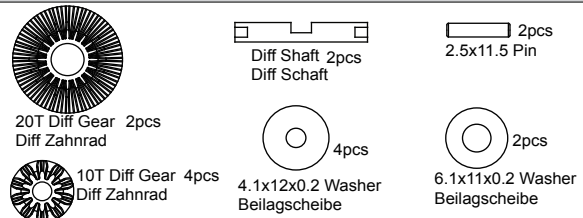
T08620



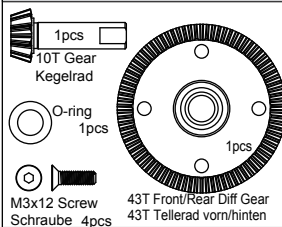
T08621



T08633



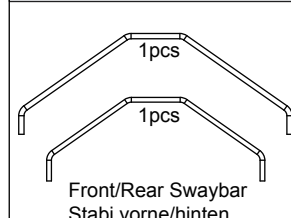
T08636



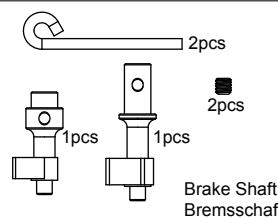
T08645



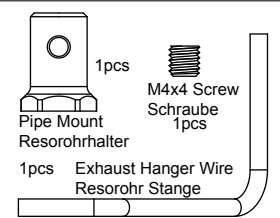
T08647



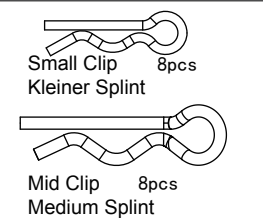
T08653



T08654



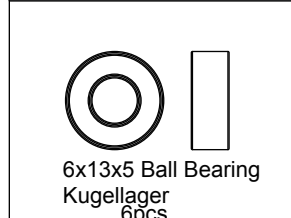
T08660



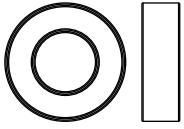
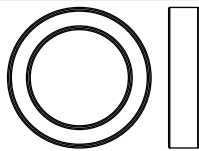

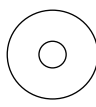
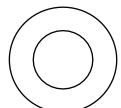

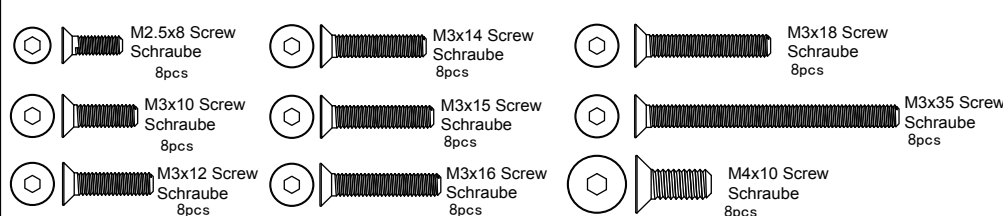

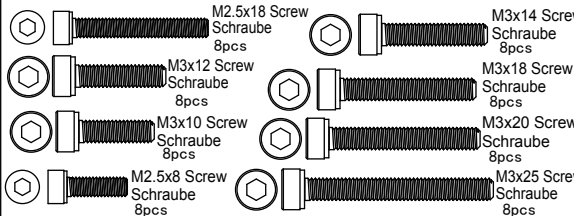
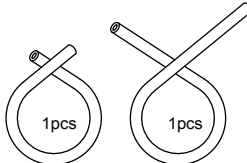
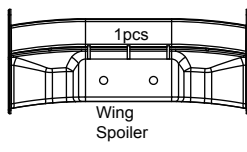
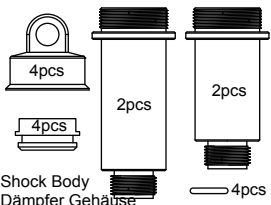
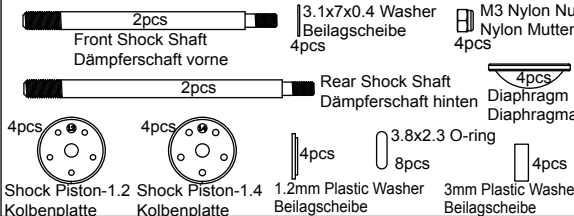
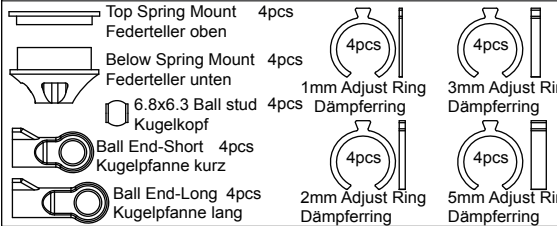
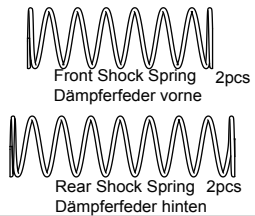
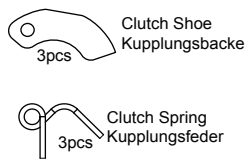
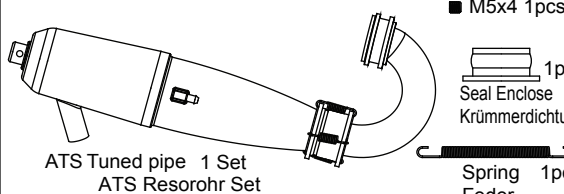
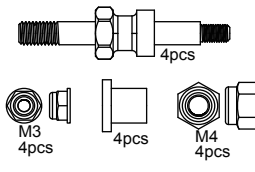

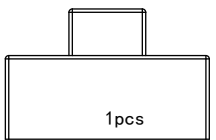

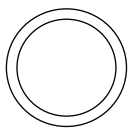
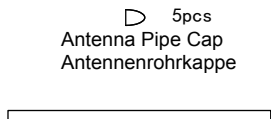

T08662



T08663




Parts list for TR8T Truggy-3 / Ersatzteilliste Torch N

<p>T08664</p>  <p>8x16x5 Ball Bearing Kugellager 6pcs</p>	<p>T08665</p>  <p>13x19x4 Ball Bearing Kugellager 6pcs</p>	<p>T08666</p>  <p>6pcs M2.5 Nylon Nut Nylon Mutter 6pcs M3.5 Nylon Nut Nylon Mutter 6pcs M3 Nylon Nut Nylon Mutter 6pcs M4 Nylon Nut Nylon Mutter</p>	<p>T08668</p>  <p>4.1x12x0.2 Washer Beilagscheibe 6pcs</p>	<p>T08669</p>  <p>6.1x11x0.2 Washer Beilagscheibe 12pcs</p>	
<p>T08673</p>  <p>M3x5 Screw Schraube 8pcs M3x6 Screw Schraube 8pcs M3x8 Screw Schraube 8pcs M3x10 Screw Schraube 8pcs M3x12 Screw Schraube 8pcs M3x16 Screw Schraube 8pcs M3x18 Screw Schraube 8pcs M3x30 Screw Schraube 8pcs M3.5x25 Screw Schraube 8pcs M4x10 Screw Schraube 8pcs M4x14 Screw Schraube 8pcs M4x16 Screw Schraube 8pcs M4x22 Screw Schraube 8pcs</p>					
<p>T08674</p>  <p>M2.5x8 Screw Schraube 8pcs M3x10 Screw Schraube 8pcs M3x12 Screw Schraube 8pcs M3x14 Screw Schraube 8pcs M3x15 Screw Schraube 8pcs M3x16 Screw Schraube 8pcs M3x18 Screw Schraube 8pcs M3x35 Screw Schraube 8pcs M4x10 Screw Schraube 8pcs</p>			<p>T08675</p>  <p>M3x3 Screw Schraube 8pcs M3x5 Screw Schraube 8pcs M4x4 Screw Schraube 8pcs M4x10 Screw Schraube 8pcs M5x4 Screw Schraube 8pcs</p>		
<p>T08676</p>  <p>M2.5x18 Screw Schraube 8pcs M3x12 Screw Schraube 8pcs M3x10 Screw Schraube 8pcs M2.5x8 Screw Schraube 8pcs M3x14 Screw Schraube 8pcs M3x18 Screw Schraube 8pcs M3x20 Screw Schraube 8pcs M3x25 Screw Schraube 8pcs</p>	<p>T08671</p>  <p>Oil Pipe-Short Spritschlauch kurz 1pcs Oil Pipe-Long Spritschlauch lang 1pcs</p>	<p>T08672</p>  <p>Wing Spoiler 1pcs Wing Screw Washer Spoiler U-Scheibe 2pcs</p>	<p>T08727</p>  <p>Shock Body Dämpfer Gehäuse 4pcs 2pcs 2pcs 4pcs</p>		
<p>T08725</p>  <p>2pcs Front Shock Shaft Dämpferschaft vorne 2pcs Rear Shock Shaft Dämpferschaft hinten 4pcs Shock Piston-1.2 Kolbenplatte 4pcs Shock Piston-1.4 Kolbenplatte 3.1x7x0.4 Washer Beilagscheibe 4pcs M3 Nylon Nut Nylon Mutter 4pcs Diaphragm Diaphragma 4pcs 1.2mm Plastic Washer Beilagscheibe 4pcs 3.8x2.3 O-ring 8pcs 3mm Plastic Washer Beilagscheibe 4pcs</p>	<p>T08726</p>  <p>Top Spring Mount Federteller oben 4pcs Below Spring Mount Federteller unten 4pcs 6.8x6.3 Ball stud Kugelkopf 4pcs Ball End-Short Kugelfanne kurz 4pcs Ball End-Long Kugelfanne lang 4pcs 1mm Adjust Ring Dämpferring 4pcs 3mm Adjust Ring Dämpferring 4pcs 2mm Adjust Ring Dämpferring 4pcs 5mm Adjust Ring Dämpferring 4pcs</p>		<p>T08728</p>  <p>Front Shock Spring Dämpferfeder vorne 2pcs Rear Shock Spring Dämpferfeder hinten 2pcs</p>		
<p>T08729</p>  <p>Clutch Shoe Kupplungsbacke 3pcs Clutch Spring Kupplungsfeder 3pcs</p>	<p>T08735</p>  <p>ATS Tuned pipe 1 Set ATS Resorohr Set M5x4 1pcs Seal Enclose Krümmerdichtung 1pcs Spring Feder 1pcs</p>		<p>T08052</p>  <p>Shock absorber Mount Dämpferbefestigung M3 4pcs 4pcs M4 4pcs</p>		<p>T02100</p>  <p>5x10x4 Ball Bearing Kugellager 6pcs</p>
<p>T08102</p>  <p>Switch cover Schalterabdeckung 1pcs</p>	<p>86000</p>  <p>5.1x8x0.2 Washer Beilagscheibe 6pcs</p>	<p>T08304</p>  <p>13.1x15.9x0.2 Washer Beilagscheibe 6pcs</p>	<p>511123</p>  <p>Antenna Pipe Cap Antennenrohrkappe 5pcs Antenna Pipe Antennenrohr 5pcs</p>		<p>T02081</p>  <p>3x7x0.8 Washer Beilagscheibe 10pcs</p>


Parts list for Torch N Truggy-4 / Ersatzteilliste Torch N

81005



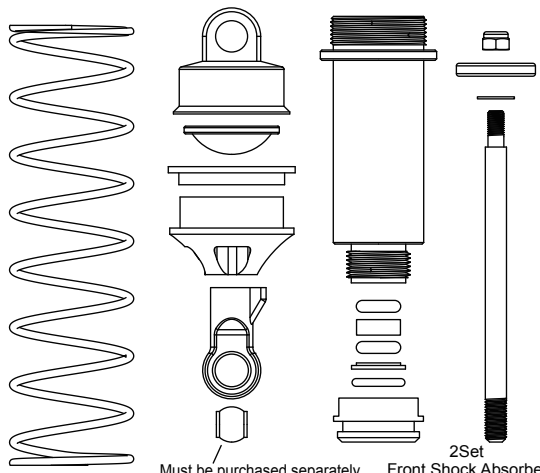
M3 Spring Washer 6pcs
Klemmscheibe

86001



3.1x7x0.4 Washer 6pcs
Beilagscheibe

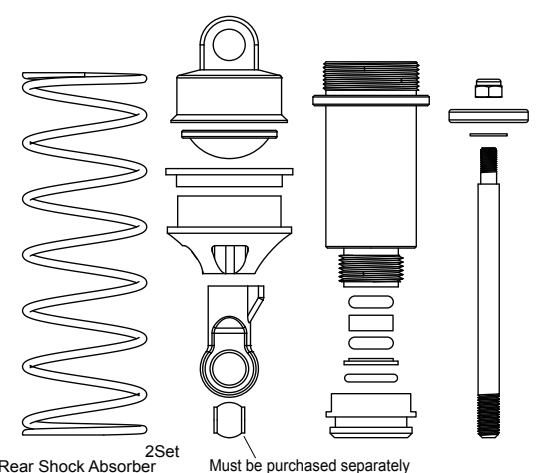
T08107



Must be purchased separately
Muss separat besorgt werden

2Set
Front Shock Absorber
Dämpfer vorn komplett


T08108



Rear Shock Absorber
Dämpfer hinten komplett

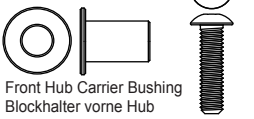
2Set
Must be purchased separately
Muss separat besorgt werden

T08750



2pcs
Buffer Screw 3x7x0.8 Washer
Schraube Beilagscheibe
Ackermannstrebe

T08751

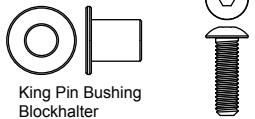


Front Hub Carrier Bushing
Blockhalter vorne Hub

4pcs

M4x16
4pcs

T08752




King Pin Bushing
Blockhalter

4pcs

M4x14
4pcs

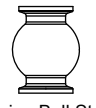
T08753



6.8 Steering Ball Stud-silver
Kugelkopf Lenkung silber

6pcs


T08754



6.8 Steering Ball Stud-Silver
Kugelkopf Lenkung silber

6pcs

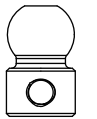
T08755



6.8 Ball Stud-Swaybar/Shock
Kugelkopf Stabi/Dämpfer

6pcs

T08756

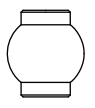


6.8 Ball Stud-Swaybar-Silver
Kugelkopf Stabi silber

6pcs

M3x3
6pcs

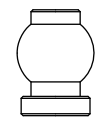
T08757



7.8 Front/Rear Upper Ball Stud-Silver
Kugelkopf vorne/hinten oben silber

6pcs


T08758



7.8 Front/Rear Upper Ball Stud-Silver
Kugelkopf vorne/hinten oben silber

6pcs


T08759



5.8 Steering Servo Ball Stud-Silver
Kugelkopf Lenkung silber


6pcs

T08760




6.8 Ball End-Swaybar
Kugelfanne Stabi

2pcs




5.8 Ball End-Steering Servo
Kugelfanne Lenk Servo

1pcs




6.8 Ball End-Steering
Kugelfanne Lenkung

2pcs



7.8 Ball End-Front Upper
Kugelfanne vorn oben

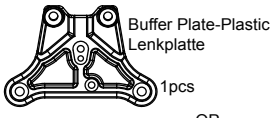
2pcs



7.8 Ball End-Rear Upper
Kugelfanne hinten oben

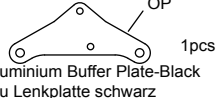
2pcs

T08761



Buffer Plate-Plastic
Lenkplatte

1pcs




Aluminium Buffer Plate-Black
Alu Lenkplatte schwarz

1pcs

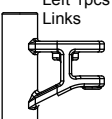
OP

T08762

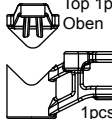


Rear Chassis Stiffener Mount
Chassisstrebenhalter hinten

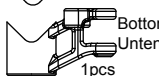
1pcs



Left 1pcs
Links




Top 1pcs
Oben



Bottom 1pcs
Unten

T08764



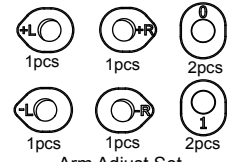
Arm Mount Front-R
Querlenkerhalter vorne/hinten

1pcs

T08786	M2.5 Nylon Nut Nylon Mutter	6pcs
T08787	M3.5 Nylon Nut Nylon Mutter	6pcs
T08788	M3x5 Button Head Hex Screw Innensechskantschraube Rundkopf	8pcs
T08789	M3x6 Button Head Hex Screw Innensechskantschraube Rundkopf	8pcs
T08790	M3x8 Button Head Hex Screw Innensechskantschraube Rundkopf	8pcs
T08791	M3x10 Button Head Hex Screw Innensechskantschraube Rundkopf	8pcs
T08792	M3x12 Button Head Hex Screw Innensechskantschraube Rundkopf	8pcs
T08793	M3x15 Button Head Hex Screw Innensechskantschraube Rundkopf	8pcs
T08794	M3x16 Button Head Hex Screw Innensechskantschraube Rundkopf	8pcs
T08795	M3x18 Button Head Hex Screw Innensechskantschraube Rundkopf	8pcs
T08796	M3x30 Button Head Hex Screw Innensechskantschraube Rundkopf	8pcs

T08797	M3.5x25 Button Head Hex Screw Innensechskantschraube Rundkopf	8pcs
T08798	M4x10 Button Head Hex Screw Innensechskantschraube Rundkopf	8pcs
T08799	M4x14 Button Head Hex Screw Innensechskantschraube Rundkopf	8pcs
T08800	M4x16 Button Head Hex Screw Innensechskantschraube Rundkopf	8pcs
T08801	M4x22 Button Head Hex Screw Innensechskantschraube Rundkopf	8pcs
T08802	M2.5x8 Flat Head Hex Screw Innensechskantschraube Senkkopf	8pcs
T08803	M3x8 Flat Head Hex Screw Innensechskantschraube Senkkopf	8pcs
T08804	M3x10 Flat Head Hex Screw Innensechskantschraube Senkkopf	8pcs
T08805	M3x12 Flat Head Hex Screw Innensechskantschraube Senkkopf	8pcs
T08806	M3x14 Flat Head Hex Screw Innensechskantschraube Senkkopf	8pcs
T08807	M3x15 Flat Head Hex Screw Innensechskantschraube Senkkopf	8pcs

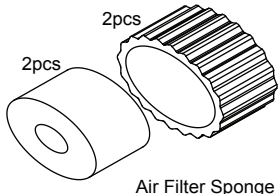
T08767



1pcs 1pcs 2pcs
1pcs 1pcs 2pcs

Arm Adjust Set
Querlenker Einsätze

T08785



2pcs 2pcs

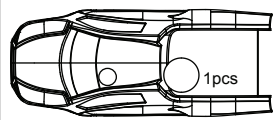
Air Filter Sponge
Luftfilter

Parts list for Torch N Truggy-5 / Ersatzteilliste Torch N

T08808	M3x16 Flat Head Hex Screw Innensechskantschraube Senkkopf	8pcs
T08809	M3x18 Flat Head Hex Screw Innensechskantschraube Senkkopf	8pcs
T08810	M3x35 Flat Head Hex Screw Innensechskantschraube Senkkopf	8pcs
T08811	M4x10 Flat Head Hex Screw Innensechskantschraube Senkkopf	8pcs
T08812	M4x12 Flat Head Hex Screw Innensechskantschraube Senkkopf	8pcs
T08813	M4x14 Flat Head Hex Screw Innensechskantschraube Senkkopf	8pcs
T08814	M3x5 Set Screw Schraubenset	8pcs
T08815	M4x10 Set Screw Schraubenset	8pcs
T08816	M5x4 Set Screw Schraubenset	8pcs
T08817	M2.5x8 Cap Head Screw Innensechskantschraube	8pcs
T08818	M2.5x18 Cap Head Screw Innensechskantschraube	8pcs

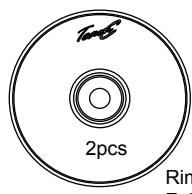
T08819	M3x25 Cap Head Screw Innensechskantschraube	8pcs
84002	M4x4 Set Screw Schraubenset	8pcs
83001	M3x12 Cap Head Screw Innensechskantschraube	8pcs
T08218	M3x10 Cap Head Screw Innensechskantschraube	8pcs
T08219	M3x14 Cap Head Screw Innensechskantschraube	8pcs
T08220	M3x18 Cap Head Screw Innensechskantschraube	8pcs
T08306	Engine Screw Washer Beilagscheiben Motorschrauben	6pcs
511129	Mid Clip Medium Splint	10pcs
511190	Small Clip Kleiner Splint	10pcs
84001	M3x3 Set Screw Schraubenset	8pcs
87004	M3 Nylon Nut Nylon Mutter	6pcs
87006	M4 Nylon Nut Nylon Mutter	6pcs

TG8000 **OP**



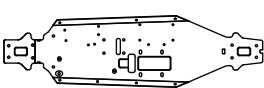
1pcs
Body-Lexan
Karosserie PC klar

TG8009 **OP**



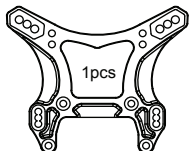
2pcs
Rim
Felge

TG8011 **OP**



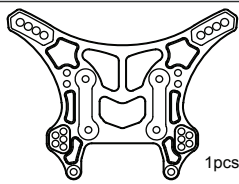
Chassis
1pcs

TG8012 **OP**



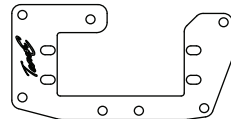
1pcs
Front Shock Tower-7075
Dämpferbrücke vorne 7075

TG8013 **OP**



1pcs
Rear Shock Tower-7075
Dämpferbrücke hinten 7075

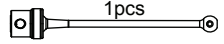
TG8014 **OP**



Radio Plate
1pcs
Radioplatte

TG8016 **OP**

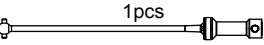
M5x4 Screw 1pcs
Schraube



1pcs
87mm Center Front CVD
87mm Mittel CVD vorne

TG8017 **OP**

M5x4 Screw 1pcs
Schraube

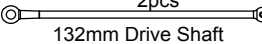


1pcs
132mm Center Rear CVD
132mm Mittel CVD hinten

TG8018 **OP**

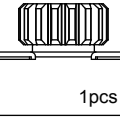
5x8.5 Shaft 2pcs
Schaft

2.5x12.8 Pin 2pcs



2pcs
132mm Drive Shaft
132mm CVD Welle


TG8023 **OP**



1pcs
Clutch Gear 13T
Kupplungsglocke

5x10x4 Ball Bearing
Kugellager 2pcs

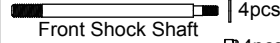
T08623 (For 16mm Shock) **OP**



4pcs
Shock Boot
Dämpfersocke

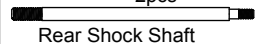
T08624 (For 16mm Shock) **OP**

2pcs



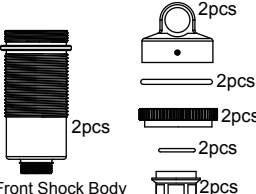
4pcs
Front Shock Shaft
Dämpferschaft vorn

2pcs



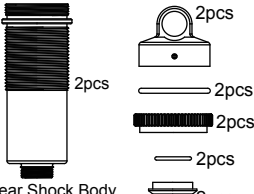
2pcs
Rear Shock Shaft
Dämpferschaft hinten

T08625 (For 16mm Shock) **OP**



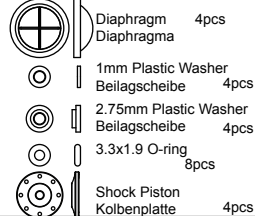
2pcs
2pcs
2pcs
2pcs
2pcs
2pcs
Front Shock Body
Dämpfer Gehäuse vorn

T08626 (For 16mm Shock) **OP**



2pcs
2pcs
2pcs
2pcs
2pcs
2pcs
Rear Shock Body
Dämpfer Gehäuse hinten

T08627 (For 16mm Shock) **OP**



4pcs
Diaphragm
Diaphragma

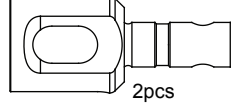
4pcs
1mm Plastic Washer
Beilagscheibe

4pcs
2.75mm Plastic Washer
Beilagscheibe

8pcs
3.3x1.9 O-ring

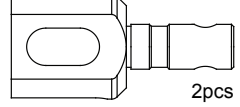
4pcs
Shock Piston
Kolbenplatte

T08634 **OP**



2pcs
Front/Rear Diff Connecting Cup
Diff Mitnehmer vorne/hinten

T08635 **OP**




2pcs
Center Diff Connecting Cup
Haupt Diff Mitnehmer

T08651 **OP**

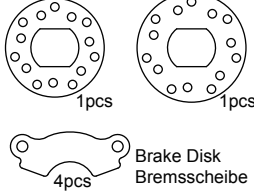
2pcs
Buffer Screw
Schraube

1pcs
Ackermannstrebe



1pcs
Steering Rack-7075
Ackermannstrebe 7075

T08652 **OP**



1pcs
1pcs
4pcs
Brake Disk
Brems Scheibe


3pcs
Clutch Shoe-Aluminium
Kupplungsbacke Alu

T08657 **OP**

3pcs
Clutch Shoe-Aluminium
Kupplungsbacke Alu


3pcs
Clutch Spring
Kupplungsfeder

T08667 (For 16mm Shock) **OP**




6pcs
2.7x5.8x0.5 Washer
Beilagscheibe

T08670 (For 16mm Shock) **OP**



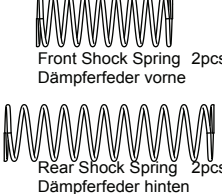
6pcs
3.5x9x1.0 Washer
Beilagscheibe

T08677 **OP**



6pcs
5x8x2.5 Ball bearing
Kugellager

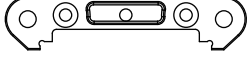
T08687 (For 16mm Shock) **OP**



2pcs
Front Shock Spring
Dämpferfeder vorne

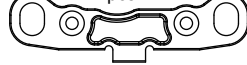
2pcs
Rear Shock Spring
Dämpferfeder hinten

T08763 **OP**




1pcs
7075 Arm Mount Front-F
Querlenkerhalter vorn/vorn

T08765 **OP**



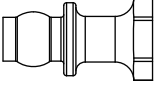
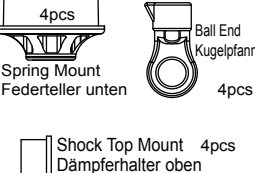
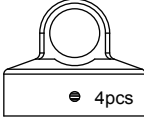

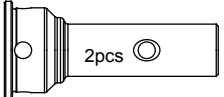

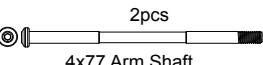
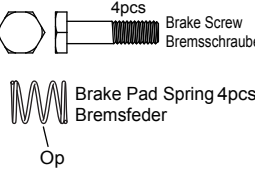
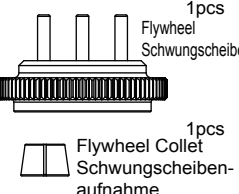
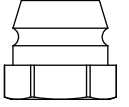
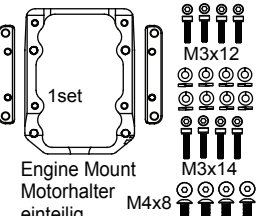
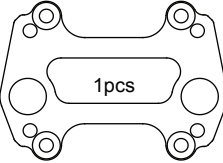
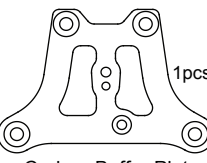
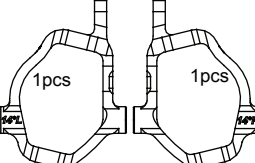
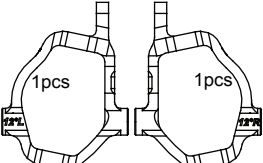
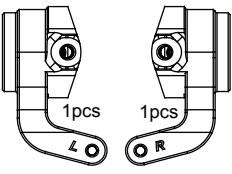
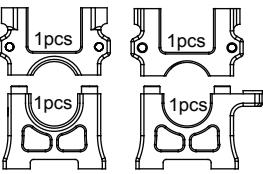
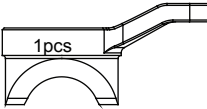
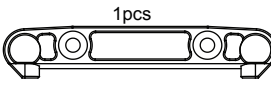
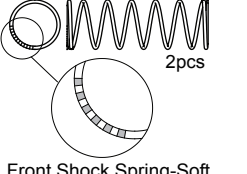
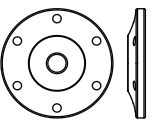
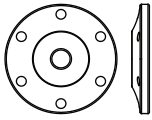
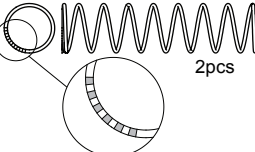
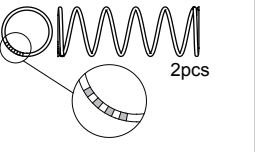
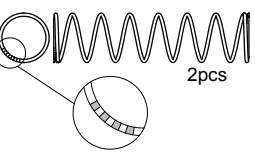






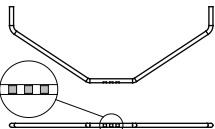
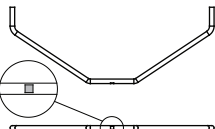
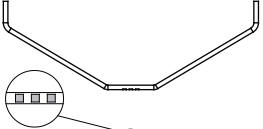
1pcs
7075 Arm Mount Rear-F
Querlenkerhalter hinten/vorn

T08766 **OP**

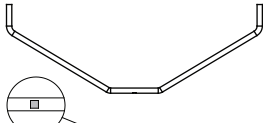
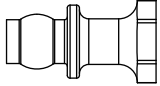
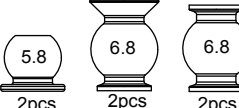

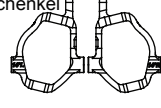

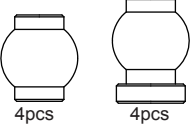
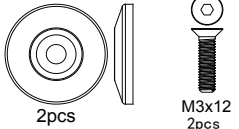

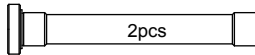


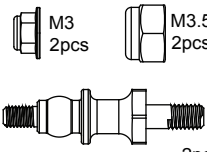
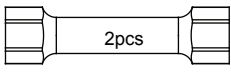


1pcs
7075 Arm Mount Rear-R
Querlenkerhalter hinten/hinten

Parts list for TR8T Truggy-6 / Tuningteile Torch N

<p>T08768 (For 16mm Shock) OP</p>  <p>Shock Top Ball stud 4pcs Dämpferkugelkopf</p>	<p>T08769 (For 16mm Shock) OP</p>  <p>4pcs Spring Mount Federteller unten</p> <p>Ball End Kugelpfanne</p> <p>4pcs</p> <p>Shock Top Mount 4pcs Dämpferhalter oben</p>	<p>T08770 (For 16mm Shock) OP</p>  <p>4pcs</p> <p>Shock Absorber Top cover Dämpferkappe oben</p>	<p>T08771 (For 16mm Shock) OP</p>  <p>18.5x1.5 O-ring 4pcs</p> <p>9x1.0 O-ring 4pcs</p>	<p>T08772 OP</p>  <p>2pcs</p> <p>CVD Connecting Cup CVD Aufnahmebuchse</p>
<p>T08779 OP</p>  <p>2pcs</p> <p>3x51.5 Arm Shaft Querlenkerschrauben</p>	<p>T08780 OP</p>  <p>2pcs</p> <p>4x77 Arm Shaft Querlenkerschrauben</p>	<p>T08781 OP</p>  <p>4pcs Brake Screw Bremschraube</p> <p>Brake Pad Spring 4pcs Bremsfeder</p> <p>Op</p>	<p>T08782 OP</p>  <p>1pcs Flywheel Schwungscheibe</p> <p>1pcs Flywheel Collet Schwungscheiben- aufnahme</p>	<p>T08784 OP</p>  <p>Engine Nut Motor Mutter</p> <p>1pcs</p>
<p>TU0813 OP</p>  <p>1set</p> <p>Engine Mount Motorhalter einteilig</p> <p>M3x12</p> <p>M3x14</p> <p>M4x8</p>	<p>TU0818 OP</p>  <p>1pcs</p> <p>Carbon Center Diff Upper Plate Carbon Mitteldiff Platte oben</p>	<p>TU0819 OP</p>  <p>1pcs</p> <p>Carbon Buffer Plate Carbon Lenkplatte</p>	<p>TU0829 OP</p>  <p>1pcs</p> <p>1pcs</p> <p>Front Hub Carriers 14 Degree Alu Radlagerträger vorn 14 Grad</p>	<p>TU0830 OP</p>  <p>1pcs</p> <p>1pcs</p> <p>Front Hub Carriers 12 Degree Alu Radlagerträger vorn 12 Grad</p>
<p>TU0831 OP</p>  <p>1pcs</p> <p>1pcs</p> <p>Steering Block Lenkhebel</p>	<p>TU0833 OP</p>  <p>1pcs</p> <p>1pcs</p> <p>1pcs</p> <p>1pcs</p> <p>Center Diff Mount Mitteldiff Halter</p>	<p>TU0835 OP</p>  <p>1pcs</p> <p>Servo Saver Alu Servo Saver</p>	<p>TU0839 OP</p>  <p>1pcs</p> <p>Front Arm Mount-Rear Querlenkerhalter vorn/hinten</p>	<p>TU0850 OP</p>  <p>2pcs</p> <p>Front Shock Spring-Soft Dämpferfeder vorne weich</p>
<p>TU0842 OP</p>  <p>2pcs</p> <p>Piston 1.2x6-Black Kolbenplatte schwarz</p>	<p>TU0847 OP</p>  <p>2pcs</p> <p>Piston 1.4x6-White Kolbenplatte weiß</p>	<p>TU0852 OP</p>  <p>2pcs</p> <p>Rear Shock Spring-Soft Dämpferfeder hinten weich</p>	<p>TU0854 OP</p>  <p>2pcs</p> <p>Front Shock Spring-Hard Dämpferfeder vorne hart</p>	<p>TU0856 OP</p>  <p>2pcs</p> <p>Rear Shock Spring-Hard Dämpferfeder hinten hart</p>
<p>TU0860G OP</p>  <p>10pcs</p> <p>M3 Aluminium Nuts-Golden Alu Mutter Gold</p>  <p>3pcs</p> <p>M4 Aluminium Nuts-Golden Alu Mutter Gold</p>	<p>TU0861B OP</p>  <p>10pcs</p> <p>M3 Aluminium Nuts-Blue Alu Mutter Blau</p>  <p>3pcs</p> <p>M4 Aluminium Nuts-Blue Alu Mutter Blau</p>	<p>TU0862R OP</p>  <p>10pcs</p> <p>M3 Aluminium Nuts-Red Alu Mutter Rot</p>  <p>3pcs</p> <p>M4 Aluminium Nuts-Red Alu Mutter Rot</p>	<p>TU0866 OP</p>  <p>1pcs</p> <p>Front Sway Bar 2.3 Stabi vorne 2.3</p>	<p>TU0867 OP</p>  <p>1pcs</p> <p>Front Sway Bar 2.6 Stabi vorne 2.6</p>
<p>TU0868 OP</p>  <p>1pcs</p> <p>Rear Sway Bar 2.6 Stabi hinten 2.6</p>				

Parts list for Torch N Truggy-7 / Tuningteile Torch N

<p>TU0869 OP</p>  <p>Rear Sway Bar 3.0 1pcs Stabi hinten 3.0</p>	<p>TU0870 OP</p>  <p>4pcs Shock Top Ball stud-Aluminium Alu Dämpferkugelkopf</p>	<p>TU0871 OP</p>  <p>5.8 2pcs 6.8 2pcs 6.8 2pcs 5.8/6.8mm Ball Stud-Aluminium Alu Kugelkopf</p>	<p>TU0872 OP</p> <p>Front Hub Carriers 12 Degree Achsschenkel vorn 12 Grad</p>  <p>1 set Steering Block Lenkhebel</p>	<p>TU0874 OP</p> <p>Front Hub Carriers 14 Degree Achsschenkel vorn 14 Grad</p>  <p>1 set Steering Block Lenkhebel</p>
<p>TU0875 OP</p>  <p>4pcs 6.8 Swaybar Ball Stud-Aluminium Alu Kugelkopf Stabi</p>	<p>TU0876 OP</p>  <p>4pcs 4pcs 7.8mm Arm Ball Stud-Aluminium Alu Kugelkopf</p>	<p>TU0877 OP</p>  <p>2pcs M3x12 2pcs Wing Washer-Aluminium Alu Spoiler U-Scheibe</p>	<p>TU0878 OP</p>  <p>6pcs Diff Shaft-Aluminium Alu Diff Schaft</p>	<p>TU0879 OP</p>  <p>2pcs Servo Saver Shaft-Aluminium Alu Servo Saver Pfosten</p>
<p>TU0880 OP</p>  <p>2pcs Front Shock Shaft-Titan Coated Titan Dämpferschaft vorn</p>	<p>TU0882 OP</p>  <p>2pcs Rear Shock Shaft-Titan Coated Titan Dämpferschaft hinten</p>	<p>TU0884 OP</p>  <p>M3 2pcs M3.5 2pcs Shock Ball Stud 2pcs Dämpferhalter oben</p>	<p>TU0886 OP</p>  <p>2pcs Rear Wing Mount -Shaft Alu Spoilerverbindungsschaft</p>	

Fahrer _____

Strecke / Stadt _____

Event _____ Datum ____ / ____ / ____

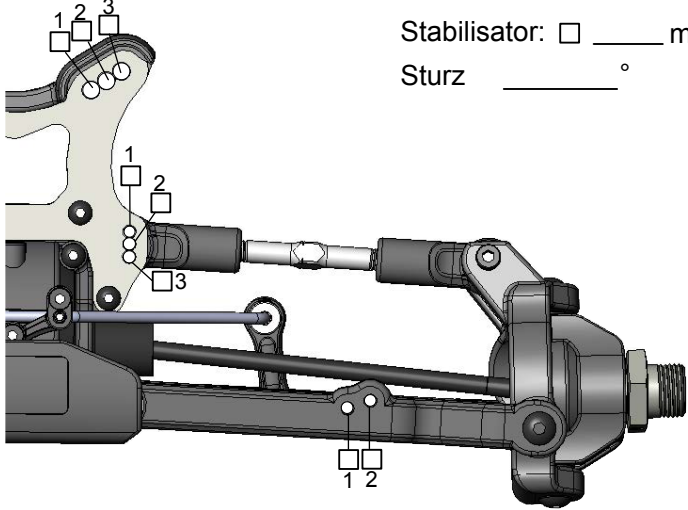
SETUP SHEET für den TeamC TR8T

Verhältnisse

Eben Uneben Wenig Traktion Med Traktion Hohe Traktion

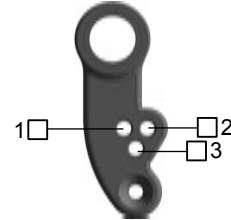
Sandig Weicher Dreck Gras Harter Boden Ton Nass Trocken Staubig Andere

Vordere Aufhängung Dämpferposition & Radsturz



Stabilisator: _____ mm

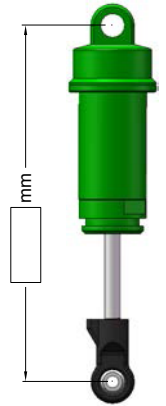
Sturz _____ °



Grad _____ °

Fahrhöhe _____ mm

Dämpfer vorne

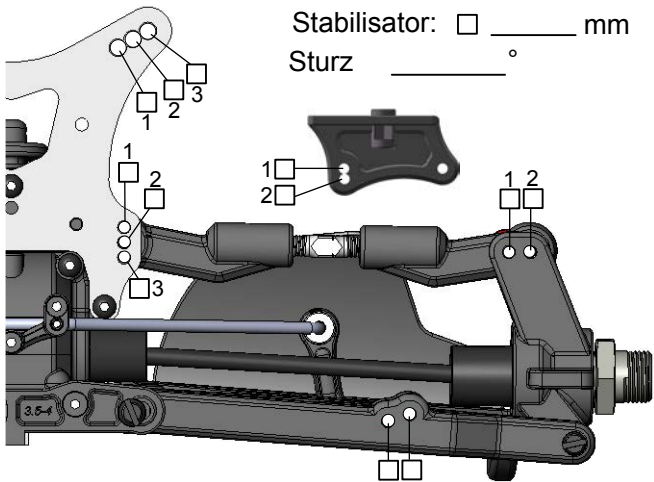


Feder _____

Öl _____ wt

Kolbenplatte # _____

Hintere Aufhängung Dämpferposition & Radsturz

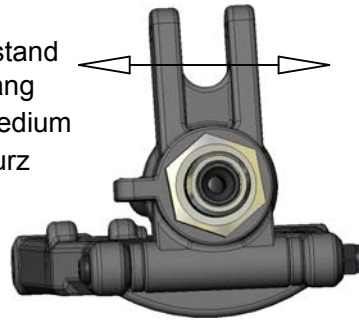


Stabilisator: _____ mm

Sturz _____ °

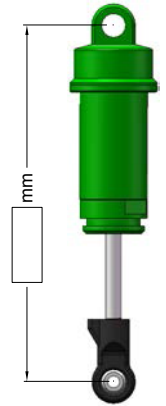


Radstand
 Lang
 Medium
 Kurz



Fahrhöhe _____

Dämpfer hinten



Feder _____

Öl _____ wt

Kolbenplatte # _____

Reifen

Marke _____

Gemisch _____

Insert _____

Rad _____

Vorne

Marke _____

Gemisch _____

Insert _____

Rad _____

Hinten

Notiz _____

Diff

Marke _____

Öl wt _____

Vorne

Marke _____

Öl wt _____

Center

Marke _____

Öl wt _____

Hinten

Motor

Motor _____

Glühkerze _____

Antrieb _____

Ritzel _____

Sprit _____

Kupplung _____

Reso _____

Notiz _____

TR8T

Driver _____

Track / City _____

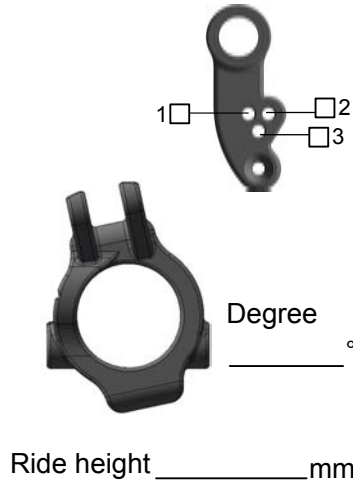
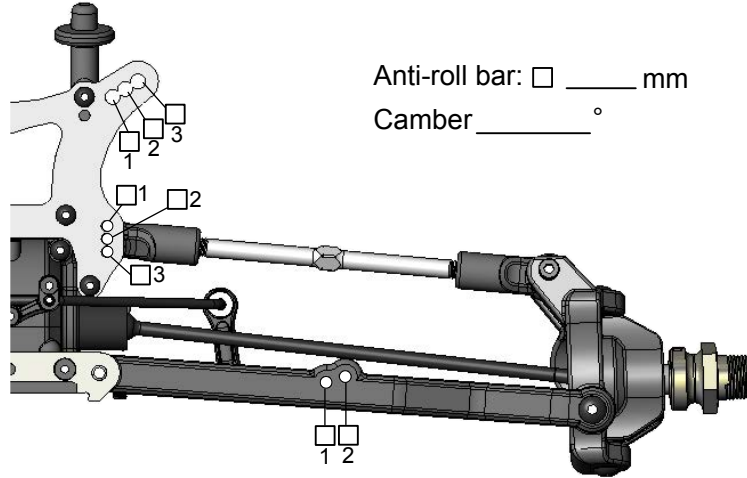
Event _____ Date ____ / ____ / ____

SETUP SHEET for the TeamC TR8T

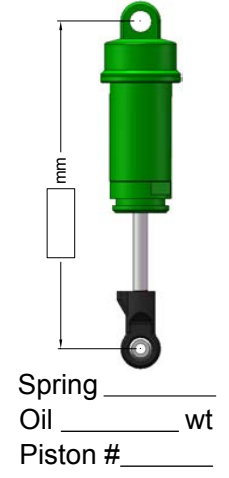
Track Condition

- Smooth Bumpy Low traction Med traction High traction
 Sandy Soft dirt Grass Hard soil Clay Wet Dry Dusty Other

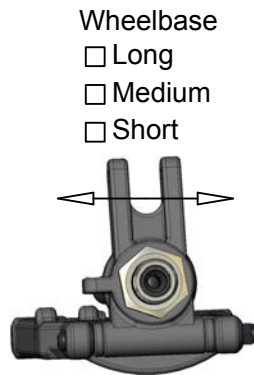
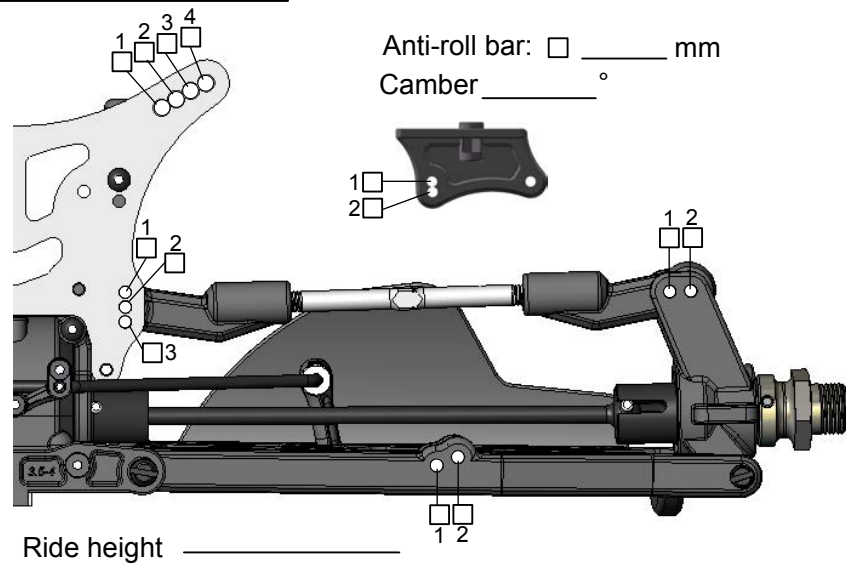
Front Suspension Shock Mounting & Camber link



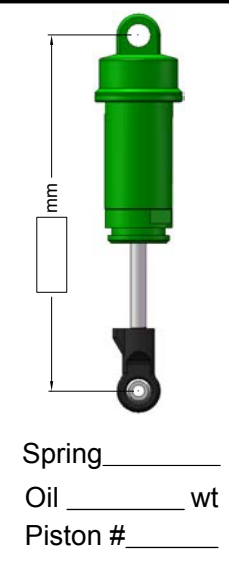
Front Shocks



Rear Suspension Shock Mounting & Camber link



Rear Shocks



Tires

Brand _____
 Compound _____
 Insert _____ **Front**
 Wheel _____
 Brand _____
 Compound _____
 Insert _____ **Rear**
 Wheel _____
Note _____

Diff

Brand _____ **Front**
 Oil wt _____ **Front**
 Brand _____ **Center**
 Oil wt _____ **Center**
 Brand _____ **Rear**
 Oil wt _____ **Rear**

Motor

Engine _____
 Glow plug _____
 Spur _____
 Pinion _____
 Fuel _____
 Clutch _____
 Pipe _____
Note _____



HOBBYPRO COMPANY LTD.

Flat C-D, 5/F.,

Speedy Ind. BLDG.,

114 How Ming Street,

Kwun Tong, KLN., Hong Kong.

Team C Headquarter

www.teamcracing.net

Team C America

www.teamcamerica.com

Team C Europe

www.teamceurope.com